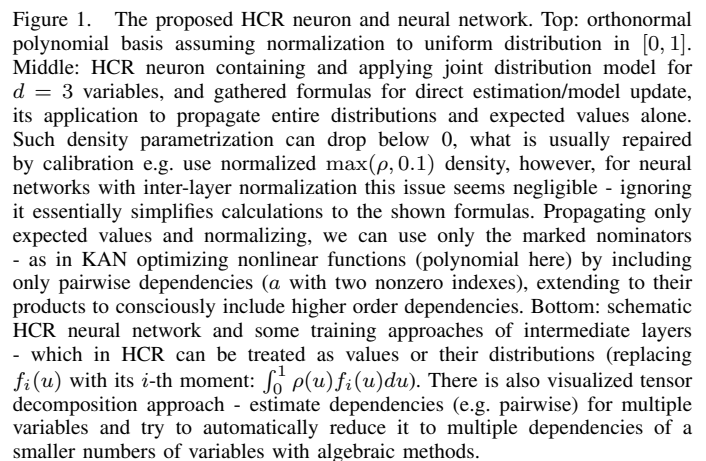


Jagiellonian University, Golebia 24, 31-007 Krakow, Poland, Email: *dudajar@gmail.com*

To reach multidirectional propagation, there could be used Bayes theorem e.g. in Bayesian Neural Networks [4] - which in practice use relatively simple models. To include more detailed description of complex dependencies, we could model the entire joint distribution, substitute and normalize to get conditional distributions without Bayes theorem. However, joint distributions of continuous variables become quite complicated, difficult to describe and handle. Classical approaches are copulas [5] but they are low parametric, or kernel density estimation



¹HCR introduction: <https://community.wolfram.com/groups/-/m/t/3017754>

Hierarchical correlation reconstruction: $\rho(\mathbf{x}) = \sum_j a_j f_j(\mathbf{x})$

d variables, up to m -th moment, number of a_j moments:

$$(m+1)^d = \sum_{k=0}^d \binom{d}{k} m^k = 1 + \underset{\text{normalization}}{\downarrow} dm + \underset{\text{pairwise}}{\downarrow} \frac{1}{2} d(d-1)m^2 + \dots$$




Figure 2. Visualized HCR polynomial $[0,1]$ basis in $d = 1$ dimension and product bases for $d = 2, 3$. For $d = 3$ we assume $\rho(x, y, z) = \sum_{ijk} a_{ijk} f_i(x) f_j(y) f_k(z)$. As $f_0 = 1$, zero index in a_{ijk} means independence from given variable, hence $a_{000} = 1$ corresponds to normalization, $a_{i00}, a_{0i0}, a_{00i}$ for $i \geq 1$ describe marginal distributions through i -th moments. Then $a_{ij0}, a_{i0j}, a_{0ij}$ for $i, j \geq 1$ describe pairwise joint distributions through mixed moments, and finally a_{ijk} for $i, j, k \geq 1$ describe triplewise dependencies - we literally get hierarchical correlation reconstruction by moments relating distributions of increasing numbers of variables, with clear interpretation of coefficients of e.g. trained HCR-based neural network.

$\rho(\mathbf{x}) = \sum_j a_j \prod_i f_{j_i}(x_i)$, where by bold font there are denoted vectors. Using orthonormal polynomials: $\int_0^1 f_i(x) f_j(x) dx = \delta_{ij}$, the coefficients are inexpensive to estimate and update, literally providing hierarchical correlation decomposition with (mixed) moments as in Fig. 2. While generally such density as a linear combination can get below 0, what usually is repaired by calibration, for neural networks with normalization between layers this issue could be just neglected, essentially reducing computational costs.

This article introduces to HCR from perspective of neural network applications, earlier suggested in [7]. The current version is initial - to be extended in the future e.g. with practical realizations, examples, e.g. replacing MLP, KAN.

II. HCR NEURAL NETWORKS (HCRNN)

This main Section introduces to HCR and discusses it as basic building block of neural network.

A. HCR introduction

As in copula theory [5], it is convenient to use **normalization** of variables to nearly uniform distribution in $[0, 1]$. It requires transformation through cumulative distribution function (CDF):

$x \leftrightarrow \text{CDF}(x)$ becoming its estimated quantile. This CDF can be estimated by some parametric distribution with parameters estimated from dataset, or be empirical distribution function: x becomes its position in dataset rescaled to $(0, 1)$. For neural networks normalization is popular to be made in batches [13], here needed to be used between layers, in practice should be nearly constant between layers, can be approximated, put into tables, inverted for backward propagation.

For d normalized variables: $\mathbf{x} \in [0, 1]^d$, in HCR we **represent joint distribution as a linear combination**, conveniently in some product basis B :

$$\rho(\mathbf{x}) = \sum_{j \in B} a_j f_j(\mathbf{x}) = \sum_{j \in B} a_j \prod_{i=1}^d f_{j_i}(x_i) \quad (1)$$

Assuming orthonormal basis: $\int_0^1 f_i(x) f_j(x) dx = \delta_{ij}$, **static estimation** [14] (mean-squared error between smoothed sample and parametrization) from \bar{X} dataset becomes just:

$$a_j = \frac{1}{|\bar{X}|} \sum_{\mathbf{x} \in \bar{X}} f_j(\mathbf{x}) = \frac{1}{|\bar{X}|} \sum_{\mathbf{x} \in \bar{X}} \prod_{i=1}^d f_{j_i}(x_i) \quad (2)$$

We assume here **orthonormal polynomial basis** (rescaled Legendre), allowing to interpret coefficients as moments of

normalized variables, becoming approximately expected value, variance, skewness, kurtosis. Alternatively we could use various trigonometric bases (e.g. DCT, DST), localized like in wavelets or finite elements methods, or different normalization e.g. to Gaussian distribution, times Hermite polynomials for orthonormal basis.

As in Fig. 2 and $f_0 = 1$, a_j coefficients are mixed moments of $\{i : j_i \geq 1\}$ variables of nonzero indexes, independent from variables of zero indexes, allowing for literally hierarchical decomposition of statistical dependencies: start with $a_{0..0} = 1$ for normalization, add single nonzero index coefficients to describe marginal distributions, then add pairwise dependencies with two nonzero indexes, then triple-wise, and so on. For example a_{2010} coefficient would describe dependence between 2nd moment of first variable and 1st moment of 3rd variable among $d = 4$ variables. Generally the selection of basis B is a difficult question e.g. to use pairwise only up to fixed m moment, preferably optimized during training, maybe separately for each neuron or layer. Such decomposition also allows to efficiently work with **missing data** by using to estimate/update/propagate only a coefficients with zero indexes for the missing variables.

While static estimation averages over dataset with equal weights, for **dynamic updating** we should increase weights for recent values, e.g. using computationally convenient exponential moving average: for some small memory parameter λ

$$a_j \xrightarrow{\lambda} (1 - \lambda)a_j + \lambda \prod_i f_{j_i}(x_i) \quad (3)$$

However, modelling (joint) density as a **linear combination can sometimes lead to negative densities** - to avoid this issue, there is usually used calibration: instead of the modelled density ρ , use e.g. $\max(\rho, 0.1)$ and divide by integral to remain normalized density. However, it makes computations more difficult, especially in higher dimension - for neural network applications we should be able to ignore this issue to simplify calculations, especially working on expected values and normalizing between layers. Therefore, we ignore this issue/calibration in this article, however, it should be remembered, maybe adding calibration for some applications.

B. Conditional distributions and expected value propagation

Having (1) model of joint distribution, to get **conditional distribution** we need to substitute known variables and normalize dividing by integral:

$$\begin{aligned} \rho(x_1|x_2, \dots, x_d) &= \frac{\sum_j a_j f_{j_1}(x_1) f_{j_2}(x_2) \dots f_{j_d}(x_d)}{\int_0^1 \sum_j a_j f_{j_1}(x_1) f_{j_2}(x_2) \dots f_{j_d}(x_d) dx_1} = \\ &= \sum_{j_1} f_{j_1}(x_1) \frac{\sum_{j_2 \dots j_d} a_{j_1 j_2 \dots j_d} f_{j_2}(x_2) \dots f_{j_d}(x_d)}{\sum_{j_2 \dots j_d} a_{0 j_2 \dots j_d} f_{j_2}(x_2) \dots f_{j_d}(x_d)} \end{aligned} \quad (4)$$

as $\int_0^1 f_i(x) dx = \delta_{i0}$. Such sums for pairwise dependencies use only two nonzero j_i indexes (input-output), three for triplewise, and so on. Denominator corresponds to normalization, indeed the fraction becomes 1 for $j_1 = 0$. Examples for $d = 3$ are shown in Fig. 1 - generally nominator sums over all indexes with the current indexes of predicted variables, denominator replaces them with zeros for normalization, could be removed if having further (inter-layer) normalization.

Having such conditional distribution, we can for example calculate expected value e.g. to be propagated by neural networks. For polynomial basis **expected values** contributions are: $\int_0^1 x f_0(x) dx = 1/2$, $\int_0^1 x f_1(x) dx = 1/\sqrt{12}$, and zero for higher, leading to formulas including only the first moment as in Fig. 1. As further there is rather required normalization which both shifts and rescales, in practice it is sufficient to work on such marked nominators - optimizing single nonlinear function as in KAN for pairwise (input-output) dependencies, or their products to extend to include multi-variate dependencies.

C. Distribution propagation and tensor decomposition

Let us start with a simple example: that we would like to find

$$\rho(x|y) = \sum_i f_i(x) \frac{\sum_j a_{ij} f_j(y)}{\sum_j a_{0j} f_j(y)} \quad (5)$$

but for y being from $\rho(y) = \sum_k f_k(y) b_k$ probability density. So the **propagated probability density** of x should be $\int_0^1 \rho(x|y) \rho(y) dy$. Approximating with constant denominator, using $\int_0^1 f_j(y) f_k(y) dy = \delta_{jk}$ and finally normalizing, we get:

$$\rho(x) \leftarrow \int_0^1 \rho(x|y) \rho(y) dy \approx \sum_i f_i(x) \frac{\sum_j a_{ij} b_j}{\sum_j a_{0j} b_j} \quad (6)$$

Such approximation allows to propagate (in any direction) through HCR neurons not only values, but also entire probability distributions - by just replacing $f_j(y)$ for concrete value of y , with b_j describing its probability distribution. It is easy to generalize, e.g. for $\rho(x|y, z)$ we could replace $f_j(y) f_k(z)$ with b_{jk} when $\rho(y, z) = \sum_{jk} b_{jk} f_j(y) f_k(z)$.

Analogously for intermediate layers like in the bottom of Fig. 1 - integrating over the intermediate variables, thanks to basis orthogonality we get Kronecker delta enforcing equality of intermediate indexes, leading to condition for approximation of higher order tensors with lower order ones, which is generally studied by **tensor decomposition** field [15] - hopefully leading to better training approaches.

D. Basis optimization and selection

Another direction is application of the found a_j coefficients, for example to optimize the arbitrarily chosen $\{f_i\}$ basis to be able to reduce the number of considered coefficients, also to reduce overfitting issues, e.g. discussed in [12], [16]. For this purpose we can for example treat current coefficients as a rectangular matrix $M_{j_1, j_2 \dots j_d} := a_j$ - with blocked the remaining indexes for all considered coefficients in the basis. Now we can use SVD (singular value decomposition): find orthonormal eigenbasis of $MM^T = \sum_i \sigma_i \mathbf{u}_i \mathbf{u}_i^T$ and use $g_i = \sum_j u_{ij} f_j$ as the new basis for one or a few dominant eigenvectors. Similarly we can do for the remaining variables, getting separate or common **optimized bases** for them.

A more difficult question is **basis selection** - which $\mathbf{j} \in B$ indexes to use in considered linear combinations for each neuron. Extending all to m -th moment/degree for d variables, we would need $(m+1)^d = \sum_{k=0}^d \binom{d}{k} m^k$ coefficients: 1 for normalization, dm for marginal distributions, $d(d-1)m^2/2$ for pairwise, and so on. With proper normalization the coefficients for marginal distributions should be close to 0 - can be neglected. To reduce

the number of coefficients, we can restrict e.g. up to pairwise dependencies (\approx KAN). Generally we can e.g. calculate more coefficients and discard those close to zero. Using optimized bases as above, should allow to reduce their size.

E. Some HCRNN training approaches

A single HCR neuron models multidimensional joint distribution, what is already quite powerful. However, for neural networks the main difficulty is training the intermediate layers. Here are some approaches:

- Treat HCRNN as just a parametrization and use standard backpropagation like for other neural networks. It can be mixed with other techniques, like static parameter estimation/update from recent values, online basis optimization and selection, etc.
- Maybe find initial intermediate values by dimensionality reduction like PCA of $\{f_j(x) : j \in B\}$ vectors of features as (nonlinear) products of functions of inputs.
- Maybe use propagation as e.g. expected values in both directions, combine with coefficient estimation/update.
- Maybe use some tensor decomposition techniques - start with estimation of e.g. pairwise dependencies for a larger set of variables, and use algebraic methods to try to approximate it with multiple lower order tensors.

While backpropagation is available for various parametrizations, such HCRNN hiding joint distribution models in each neuron bring some additional novel possibilities - hopefully allowing for faster training.

Coefficients of such trained HCRNN remain mixed moments - providing dependency interpretation between input/output and hidden intermediate variables, allowing for multidirectional propagation of values or distributions like in Fig. 3, and its parameters can be further continuously updated e.g. using (3).

III. CONCLUSIONS AND FURTHER WORK

Neurons with joint distribution models seem powerful agnostic improvement for currently popular guessed parametrizations like MLP or KAN, and are practically accessible with HCR, up to omnidirectional neurons like in Fig 3 - allowing to freely choose inference directions, propagate both values and probability distributions, with clear coefficient interpretations.

However, mastering such new neural network architecture will require a lot of work, planned also for future versions of this article. Here are some basic research directions:

- Search for practical **applications**, from replacement of standard ANN, for multidirectional inference e.g. in Bayes-like scenarios, as neural networks propagating probability distributions, up to exploration of similarity/replacement for biological neurons.
- Practical **implementation, optimization** especially of training and update, basis optimization and selection techniques, exploration of tensor decomposition approach.
- Working on probability distributions makes it natural for information theoretic approaches, hopefully leading to **better understanding** e.g. of information propagation during learning/inference, information held by intermediate layers, phenomena like information bottleneck [17],
- Adding **time dependence** like model update, also for similarity with biological neurons, e.g. long term potentiation, connection to various periodic processes/clocks.

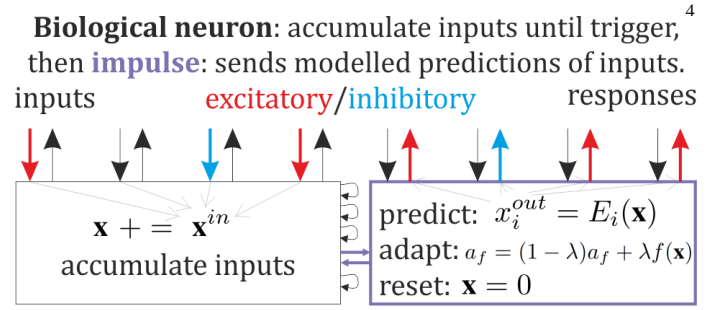


Figure 3. Omnidirectional HCR neuron proposed in [7] - getting any subset S of connections as input, it can update model for a_j coefficients positive only in this subset: $\{i : j_i \geq 1 \subset S\}$, and predict/propagate to output as the remaining connections e.g. expected values for these inputs, for example accumulated up to some threshold, including sign for excitatory/inhibitory.

- While the discussed neurons containing joint distribution models seem very powerful and flexible, directly working in high dimensions they have various issues - suggesting to directly predict conditional distributions instead with HCR parametrization ([8], [9], [11], [12]), what might be also worth included in neural network, e.g. as a part of the training process - to be decomposed into single neurons.

REFERENCES

- [1] R. Follmann, E. Rosa Jr, and W. Stein, "Dynamics of signal propagation and collision in axons," *Physical Review E*, vol. 92, no. 3, p. 032707, 2015.
- [2] K. Hornik, M. Stinchcombe, and H. White, "Multilayer feedforward networks are universal approximators," *Neural networks*, vol. 2, no. 5, pp. 359–366, 1989.
- [3] Z. Liu, Y. Wang, S. Vaidya, F. Ruehle, J. Halverson, M. Soljačić, T. Y. Hou, and M. Tegmark, "Kan: Kolmogorov-arnold networks," *arXiv preprint arXiv:2404.19756*, 2024.
- [4] I. Kononenko, "Bayesian neural networks," *Biological Cybernetics*, vol. 61, no. 5, pp. 361–370, 1989.
- [5] F. Durante and C. Sempì, "Copula theory: an introduction," in *Copula theory and its applications*. Springer, 2010, pp. 3–31.
- [6] G. R. Terrell and D. W. Scott, "Variable kernel density estimation," *The Annals of Statistics*, pp. 1236–1265, 1992.
- [7] J. Duda, "Hierarchical correlation reconstruction with missing data, for example for biology-inspired neuron," *arXiv preprint arXiv:1804.06218*, 2018.
- [8] J. Duda and A. Szulc, "Social benefits versus monetary and multidimensional poverty in poland: Imputed income exercise," in *International Conference on Applied Economics*. Springer, 2019, pp. 87–102, preprint: <https://arxiv.org/abs/1812.08040>.
- [9] J. Duda, H. Gurgul, and R. Syrek, "Modelling bid-ask spread conditional distributions using hierarchical correlation reconstruction," *Statistics in Transition New Series*, vol. 21, no. 5, 2020, preprint: <https://arxiv.org/abs/1911.02361>.
- [10] J. Duda and G. Bhatta, "Gamma-ray blazar variability: new statistical methods of time-flux distributions," *Monthly Notices of the Royal Astronomical Society*, vol. 508, no. 1, pp. 1446–1458, 2021.
- [11] J. Duda and S. Podlowska, "Prediction of probability distributions of molecular properties: towards more efficient virtual screening and better understanding of compound representations," *Molecular Diversity*, pp. 1–12, 2022.
- [12] J. Duda and G. Bhatta, "Predicting conditional probability distributions of redshifts of active galactic nuclei using hierarchical correlation reconstruction," *Monthly Notices of the Royal Astronomical Society*, p. stae963, 2024.
- [13] S. Ioffe and C. Szegedy, "Batch normalization: Accelerating deep network training by reducing internal covariate shift," in *International conference on machine learning*. pmlr, 2015, pp. 448–456.
- [14] J. Duda, "Rapid parametric density estimation," *arXiv preprint arXiv:1702.02144*, 2017.
- [15] T. G. Kolda and B. W. Bader, "Tensor decompositions and applications," *SIAM review*, vol. 51, no. 3, pp. 455–500, 2009.
- [16] J. Duda, "Fast optimization of common basis for matrix set through common singular value decomposition," *arXiv preprint arXiv:2204.08242*, 2022.
- [17] N. Tishby, F. C. Pereira, and W. Bialek, "The information bottleneck method," *arXiv preprint physics/0004057*, 2000.