

# Interpreting TSLS Estimators in Information Provision Experiments\*

Vod Vilfort<sup>†</sup> Whitney Zhang<sup>‡</sup>

May 13, 2024

## Abstract

To estimate the causal effects of beliefs on actions, researchers often conduct information provision experiments. We consider the causal interpretation of two-stage least squares (TSLS) estimators in these experiments. In particular, we characterize common TSLS estimators as weighted averages of causal effects, and interpret these weights under general belief updating conditions that nest parametric models from the literature. Our framework accommodates TSLS estimators for both active and passive control designs. Notably, we find that some passive control estimators allow for negative weights, which compromises their causal interpretation. We give practical guidance on such issues, and illustrate our results in two empirical applications.

---

\*We acknowledge financial support from the George and Obie Shultz Fund, and the National Science Foundation Graduate Research Fellowship under Grant No. 1745302. We are grateful to Isaiah Andrews, Anna Mikusheva, and Frank Schilbach for their guidance and support; to Saten Kumar, Yuriy Gorodnichenko, and Olivier Coibion for making public an excellent replication package; to Simon Jäger for generously providing us an excellent replication package; to Chantal Pezold for providing us with preliminary experimental data; to Haruki Kono and participants at the MIT Behavioral, Econometrics, and Third-Year Lunches for helpful comments and conversations.

<sup>†</sup>Department of Economics, MIT, Cambridge, MA 02142, vod@mit.edu

<sup>‡</sup>Department of Economics, MIT, Cambridge, MA 02142, zhangww@mit.edu

# 1 Introduction

There has been a surge in applied research<sup>1</sup> that uses the random provision of information to estimate the causal effects of beliefs on actions. These information provision experiments provide a basis for testing the assumptions of economic models, differentiating across theoretical mechanisms, and informing economic policy (Haaland et al., 2023). Given the importance of these goals, it is essential that the causal parameters of interest be carefully defined and accurately estimated.

However, in practice, the causal parameters of interest are often informally defined, or are developed in stylized models that impose strong conditions on agents’ beliefs, learning, and actions. In such models, it is unclear which of the implied restrictions drive the conclusions of an information provision experiment. Relatedly, it is ambiguous which of the many estimation strategies from the literature recover interpretable causal parameters. This paper addresses both of these concerns.

An information provision experiment generally proceeds as follows. First, the experiment elicits *features* (e.g., expectations) of agents’ prior beliefs over a set of action-relevant states. Next, the experiment randomly assigns agents to different groups—either to a control group receiving no information, or to one of potentially multiple treatment groups receiving *signals*, where a signal is a piece of relevant information. Then, the experiment elicits features of agents’ posterior beliefs, and records the actions taken under those beliefs. Finally, the experiment uses group assignment to instrument for beliefs in two-stage least squares (TSLS) regressions of actions on posterior features: TSLS specifications in *passive control* experiments compare the control group to the treatment group(s), whereas specifications in *active control* experiments compare across treatment groups.

In Section 2, we develop a causal framework wherein agents’ beliefs affect their actions through features. We consider the *partial effects* of features on actions, which we allow to vary across both agents and potential feature values. In Section 3, we characterize existing TSLS estimators as weighted average partial effects (APEs) across these two margins. Notably, without further conditions on belief updating, the weights on agents’ partial effects can be negative, which compromises the causal interpretation of the TSLS estimators (Blandhol et al., 2022).

---

<sup>1</sup>In macroeconomics, researchers have studied the effects of beliefs about inflation, GDP growth, and other macroeconomic indicators on firm and household decision making (Coibion et al., 2020, 2021, 2022, 2023; Kumar et al., 2023); in labor economics, researchers have studied the effects of beliefs about others’ wages on one’s own efforts and job search decisions (Cullen and Perez-Truglia, 2022; Jäger et al., 2024), and how beliefs about labor market tightness affect support for unions (Pezold et al., 2023); at the intersection of labor and public finance, researchers have studied the effect of beliefs about future government benefits on human capital investments (Deshpande and Dizon-Ross, 2023); yet others have studied the effects of beliefs about discrimination on policy preferences (Haaland and Roth, 2023; Settele, 2022).

Given the negative weighting concerns, in Section 4 we propose a signal monotonicity condition that formalizes the intuition that agents update their beliefs “towards” the signals. Signal monotonicity can be motivated in a model of posterior formation where agents perceive the signals as realizations from distributions that satisfy a monotone likelihood ratio (MLR) property. This MLR approach does not restrict agents’ prior beliefs, and allows for a broad class of signal distributions and belief updating rules. Therefore, signal monotonicity nests popular models from the literature that assume Gaussian beliefs and Bayesian updating (Armantier et al., 2016; Cavallo et al., 2017; Armona et al., 2019; Cullen and Perez-Truglia, 2022; Fuster et al., 2022; Balla-Elliott et al., 2022).

Under signal monotonicity, common TSLS estimators from the literature recover APEs that weight agents according to how much their beliefs respond to information provision. In particular, the weights for active control comparisons emphasize agents with larger differences in their counterfactual posterior features across treatment groups (i.e., low signal versus high signal). Analogously, the weights for passive control comparisons emphasize agents with larger differences in their counterfactual posterior features across treatment and control groups (i.e., signal versus no signal). However, some passive control estimators (i) also up-weight agents with larger perception gaps (i.e., the difference between prior features and signals); or (ii) are contaminated by “contrasts” of the TSLS first-stage. The latter allows for negative weights, which we advise against. The former ensures positive weights, but leads to a different APE than the baseline case above. We interpret these differences and give practical recommendations in Section 5.

We take our results on passive control estimation to Kumar et al. (2023) and Jäger et al. (2024). In the Kumar et al. (2023) application, we find that for three outcomes, the uncontaminated estimators produce coefficients that are one-third to two-thirds of the magnitude of those produced by the contaminated estimators; for one outcome, while the contaminated coefficients are statistically significant from the null, the uncontaminated coefficients are not. Together, we take this as evidence that negative weights meaningfully impact the estimates from the contaminated specifications. In the Jäger et al. (2024) application, for one outcome, the non-up-weighted estimator produces a coefficient that is 30-40% larger in magnitude than the other specifications produce. Altogether, these empirical results highlight that the choice of weights can substantially impact the magnitude and significance of one’s estimates.

**Related Literature.** Our formulation of the causal effects of beliefs as the partial effects of features aligns with existing empirical practice, and nests models from the literature where agents optimize their actions as a function of their beliefs (Cullen and Perez-Truglia, 2022; Balla-Elliott, 2023; Jäger et al., 2024). In allowing for heterogeneous partial effects across both agents and potential feature values, we are consistent with characterizations of instrumental variables (IV) estimators from other settings with continuous endogenous variables (Angrist

et al., 2000; Rambachan and Shephard, 2021; Andrews et al., 2023). To our knowledge, the feature value margin has not received explicit attention in the information provision literature. We show in Section 5 that accounting for this margin affects the interpretation of the policy counterfactuals captured by active and passive control experiments.

Our signal monotonicity condition is related to various notions from the IV literature. For active control comparisons, signal monotonicity corresponds to the canonical IV monotonicity condition (Imbens and Angrist, 1994; Angrist et al., 2000). In particular, agents’ posterior features are larger when provided a high signal as opposed to a low signal. For passive control comparisons, signal monotonicity corresponds to “weak” IV monotonicity, which allows the direction of IV monotonicity to vary by covariates (Śłoczyński, 2020; Blandhol et al., 2022). In particular, agents’ posterior features are larger when provided a signal above their prior feature, and smaller when provided a signal below their prior feature. Finally, we note that contamination from the first-stage contrasts is an instance of TSLS specifications failing to be “monotonicity correct” in their first-stage (Blandhol et al., 2022).

Haaland et al. (2023) survey numerous applications of information provision experiments, and give guidance on experimental design, belief elicitation techniques, and other technical challenges that arise when implementing these experiments. In contrast, we focus on developing theory for the identification and estimation of causal effects. Closest to our paper in this respect is the independent and concurrent work of Balla-Elliott (2023), who likewise studies the interpretation of TSLS estimators in information provision experiments. Balla-Elliott (2023) considers the partial effects of expectations, and targets an APE that places equal weights across agents. To identify this APE, Balla-Elliott (2023) restricts heterogeneity in the feature value margin, and appeals to the structure of (i) active control comparisons; and (ii) linear updating of expectations. In contrast, since we primarily seek to characterize existing specifications, we achieve identification under weaker conditions on agents’ actions, in both passive and active control comparisons, and for more general learning environments. Finally, while Balla-Elliott (2023) also interprets TSLS specifications from the literature, we discuss and characterize a more comprehensive set of specifications in a more general framework.

## 2 Setup

Let  $\Delta(\Omega)$  denote the set of distributions over states  $\omega \in \Omega$ . Agents’ beliefs  $B$  are contained in a subset of distributions  $\mathcal{B} \subseteq \Delta(\Omega)$ . Examples of  $\mathcal{B}$  include (i) sets of distributions for which relevant moments exist; and (ii) families of parametric distributions from the literature. We use  $\phi : \mathcal{B} \rightarrow \mathbb{R}$  to index features of interest. For instance, when  $\Omega \subseteq \mathbb{R}$ , examples include the mean  $\mu(B) := \int \omega dB(\omega)$  and the variance  $\sigma^2(B) := \int (\omega - \mu(B))^2 dB(\omega)$ .

## 2.1 Experiment

An information provision experiment generally proceeds as follows. First, the experiment elicits features  $\phi(B_{i0})$  of agents' prior beliefs  $B_{i0}$ . Next, the experiment randomly assigns agents to groups  $g \in \mathcal{G}$ . In active control experiments, the groups are  $\mathcal{G} = \{L, H\}$ : Agents assigned to high treatment  $g = H$  receive signals  $S_i^H \in \mathbb{R}$ , whereas agents assigned to low treatment  $g = L$  receive signals  $S_i^L \in \mathbb{R}$ , where  $S_i^L < S_i^H$ . In passive control experiments, the groups are  $\mathcal{G} = \{C, T\}$ : Agents assigned to treatment  $g = T$  receive signals  $S_i^T \in \mathbb{R}$ , whereas agents assigned to control  $g = C$  receive no information  $S_i^C := \emptyset$ . Given group assignment  $G_i \in \mathcal{G}$ , the agents form<sup>2</sup> posterior beliefs

$$B_{i1} \equiv \sum_{g \in \mathcal{G}} \mathbf{1}\{G_i = g\} B_{i1}^g,$$

where  $(B_{i1}^g)_{g \in \mathcal{G}}$  are counterfactual posterior beliefs. Finally, the experiment elicits features  $\phi(B_{i1})$  of agents' posterior beliefs. Agents' posterior beliefs influence their actions  $Y_i \in \mathbb{R}$ . In particular, there exist action functions  $B \mapsto Y_i^*(B)$  such that  $Y_i \equiv Y_i^*(B_{i1})$ . The goal is to estimate the causal effects of beliefs on actions.

**Remark 1.** We focus on experiments that provide quantitative information, since that is the leading case in the literature. That said, there are settings where the information has abstract components (e.g., informational videos). Our general formulation in Appendix C covers these settings.

**Remark 2.** Some experiments consider more than two treatment groups. However, the results that follow apply to *pairs*<sup>3</sup> of comparison groups  $\{g, \tilde{g}\}$ . Therefore, in these experiments, one can condition on pairs, apply our results, and then aggregate as necessary—see Appendix C for more details.

## 2.2 Instrumental Variables

The random assignment of agents to groups provides a basis for estimating causal effects. Formally, we assume that group assignment  $G_i$  is a valid instrument. In what follows,  $X_i$  is a vector of agent characteristics.

**Assumption 1** (Valid Instrument). *There exist  $B \mapsto \tilde{Y}_i^*(g, B)$ ,  $g \in \mathcal{G}$ , such that  $G_i$  satisfies (i) independence,  $G_i \perp\!\!\!\perp (X_i, B_{i0}, (S_i^g, B_{i1}^g, \tilde{Y}_i^*(g, \cdot))_{g \in \mathcal{G}})$ ; and (ii) exclusion,  $B \mapsto \tilde{Y}_i^*(g, B) = Y_i^*(B)$  for each  $g \in \mathcal{G}$ .*

<sup>2</sup>We discuss posterior formation in Section 4.

<sup>3</sup>In considering pairs, we avoid complications that arise with the causal interpretation of TSLS regressions with multiple instruments (Mogstad et al., 2021).

Independence means that the experiment cannot condition<sup>4</sup> group assignment on agent characteristics  $X_i$ , prior features  $\phi(B_{i0})$ , anticipated actions, and so on. However, it allows the content of the signals  $S_i^g$  to depend on such variables (Jäger et al., 2024; Deshpande and Dizon-Ross, 2023). In any case, random assignment is sufficient for independence.

Exclusion means that differences in (counterfactual) actions  $Y_i^*(B_{i1}^g)$  across groups  $g$  are only due to differences in posteriors  $B_{i1}^g$ . Therefore, one practical concern is that information provision may also affect actions through emotional responses (Haaland et al., 2023). However, Assumption 1(ii) does accommodate emotional responses that influence actions solely through posterior formation—examples include belief-based utility or motivated reasoning (Brunnermeier and Parker, 2005; Epley and Gilovich, 2016).

**Remark 3.** The experiment may increase the attention given to action-relevant states—these *salience* effects can have direct impacts on actions. The exclusion restriction allows for salience effects, so long as they are common across comparison groups—similar logic applies to other “side-effects” of being in an experiment discussed in the literature (Roth and Wohlfart, 2020; Haaland et al., 2023).

## 2.3 Feature Action Functions

To formalize a tractable notion for the causal effects of beliefs  $B$  on actions  $Y_i^*(B)$ , we suppose that actions depend on beliefs through a single feature of interest  $\phi$ .

**Assumption 2** (Feature Action Functions).  $\{\phi(B) : B \in \mathcal{B}\}$  is a convex<sup>5</sup> set, and there exists a continuously differentiable  $v \mapsto Y_i(v)$  defined over it such that  $B \mapsto Y_i^*(B) = Y_i(\phi(B))$ .

If  $\Omega = \{0, 1\}$ , then  $Y_i^*(B) = Y_i(\mu(B))$ . More generally, if  $\mathcal{B}$  is parametrized by a single feature, then actions depend on beliefs through that feature; examples include one parameter exponential families (Lehmann and Casella, 2006). If we instead broaden  $\mathcal{B}$  to be the set of distributions with finite second moments, then another approach is to restrict preferences. For example, if we assume that agents are risk neutral in the sense that their optimal actions only

---

<sup>4</sup>If an experiment conditions group assignment on such variables, then we must consider a version of Assumption 1 that only holds conditional on the variables. We maintain the unconditional version because it is most consistent with existing information provision experiments. Furthermore, it frees our framework from the complications that arise in TSLS specifications that linearly control for conditioning variables (Śloczyński, 2020; Blandhol et al., 2022).

<sup>5</sup>Convexity of  $\{\phi(B) : B \in \mathcal{B}\}$  means if  $v, v' \in \{\phi(B) : B \in \mathcal{B}\}$ , then any  $v''$  in-between  $v$  and  $v'$  can be “rationalized” by some  $B \in \mathcal{B}$ . This assumption is reasonable whenever  $\mathcal{B}$  is sufficiently rich. A sufficient condition is that  $\mathcal{B}$  is *closed under mixtures* (i.e.,  $B, B' \in \mathcal{B}$  implies  $(1 - \alpha)B + \alpha B' \in \mathcal{B}$  for all  $\alpha \in [0, 1]$ ) and  $\phi = \mu$ . We can also consider parametric families of distributions that are not closed under mixtures—for example, the set of Gaussian distributions satisfies  $\{\mu(B) : B \in \mathcal{B}\} = \mathbb{R}$  and  $\{\sigma^2(B) : B \in \mathcal{B}\} = \mathbb{R}_+$ , which are both convex.

depend on beliefs via first moments, then  $Y_i^*(B) = Y_i(\mu(B))$ . We formalize these arguments in Appendix C.1.

Assumption 2 aligns with existing practice from the literature, which often frames the causal effects of beliefs on actions in terms of features. One important caveat is that, given a pair of comparison groups, we cannot allow multiple features to change at the same time. For example, we rule out comparisons where agents in one of the groups receive multiple signals with the intention of shifting multiple features (Cullen and Perez-Truglia, 2022; Kumar et al., 2023; Coibion et al., 2021). Otherwise, there would be multiple endogenous variables; in these settings, TSLS estimators generally do not recover interpretable causal parameters (Bhuller and Sigstad, 2022).

**Remark 4.** Technically, we can weaken Assumption 2 to accommodate multiple features so long as only one of them changes across a pair of comparison groups  $\{g, \tilde{g}\}$ . In particular, our results still hold when  $Y_i^*(B) = \tilde{Y}_i(\phi(B), \eta(B))$ , so long as  $\eta(B_i^g) = \eta(B_i^{\tilde{g}})$ . In this case, we can take  $Y_i(\phi(B)) := \tilde{Y}_i(\phi(B), \eta(B_i^g)) = \tilde{Y}_i(\phi(B), \eta(B_i^{\tilde{g}}))$ . This accommodates<sup>6</sup> some models used in the literature, which predict that  $\mu(B_{i1}^H) \neq \mu(B_{i1}^L)$  and  $\sigma^2(B_{i1}^H) = \sigma^2(B_{i1}^L) < \sigma^2(B_{i0})$  in active control experiments (Cullen and Perez-Truglia, 2022; Hoff, 2009). But for ease of exposition, we maintain Assumption 2 and defer the general formulation to Appendix C.

### 3 TSLS Specifications

Given Assumption 2, we formulate the causal effects of beliefs as the partial effects of features on actions:  $\partial_v Y_i(v)$ . TSLS specifications from the literature recover average partial effects (APEs) across feature values  $v$  and agents  $i$ . In Sections 3.1 and 3.2, we derive the form of these APEs for active and passive control specifications. In Section 3.3, we summarize the main takeaways. For what follows, let  $\text{sign}(v) := \mathbf{1}\{v \geq 0\} - \mathbf{1}\{v \leq 0\}$ ,  $v \in \mathbb{R}$ .

**Remark 5.** In Appendix B, we discuss alternative formulations for the causal parameters of interest. For example, if  $Y_i^*(B) \neq 0$  and  $\phi(B) \neq 0$ , then we can formulate the causal parameters in terms of partial elasticities. These *behavioral elasticities* generate unit-free measures, which facilitates comparisons across applications (Haaland et al., 2023, Section 8).

#### 3.1 Active Control Specifications

**Specification 1** (Active Control). Let  $W_i$  be a covariate vector that includes a constant 1 and potentially other observed variables independent of  $G_i$ . Let  $F_i = W_i' \pi_0 + \pi \mathbf{1}\{G_i = H\}$

---

<sup>6</sup>This also relates to concerns of *cross-learning*, which is when information about one state affects beliefs over another state—for example, information about inflation may influence expectations of both inflation and economic growth (Coibion et al., 2023). In our general formulation, we only need to rule out *differences* in cross-learning across  $\{g, \tilde{g}\}$ . For best practices on mitigating cross-learning, see Haaland et al. (2023).



denote the fitted-values from the first-stage linear regression of  $\phi(B_{i1})$  on  $W_i$  and  $\mathbb{1}\{G_i = H\}$ . The active control TSLS specification is

$$\begin{aligned}\phi(B_{i1}) &= W_i' \pi_0 + \pi \mathbb{1}\{G_i = H\} + \zeta_i, \\ Y_i &= W_i' \gamma_0 + \gamma^{LH} F_i + v_i,\end{aligned}$$

where  $\zeta_i$  and  $v_i$  are regression residuals. The coefficient of interest is  $\gamma^{LH}$ .

In what follows,  $v \mapsto \lambda_i^{LH}(v)$  is the density function for the uniform distribution over the feature values between  $\phi(B_{i1}^L)$  and  $\phi(B_{i1}^H)$ . Let  $\psi_i^{LH} := \text{sign}(\phi(B_{i1}^H) - \phi(B_{i1}^L))$ .

**Proposition 1.** *Let  $\mathcal{G} = \{L, H\}$  and suppose that Assumptions 1 and 2 are satisfied. If (i)  $\mathbb{E}[W_i W_i']$  is full-rank and  $\mathbb{P}(G_i = H) \in (0, 1)$ ; and (ii)  $\mathbb{E}[\phi(B_{i1})|G_i = H] - \mathbb{E}[\phi(B_{i1})|G_i = L] \neq 0$ , then  $\gamma^{LH}$  identifies*

$$\begin{aligned}\beta^{LH} &:= \mathbb{E}[w_i^{LH} \bar{\beta}_i^{LH}], & w_i^{LH} &:= \frac{|\phi(B_{i1}^H) - \phi(B_{i1}^L)| \psi_i^{LH}}{\mathbb{E}[|\phi(B_{i1}^H) - \phi(B_{i1}^L)| \psi_i^{LH}]}, \\ \bar{\beta}_i^{LH} &:= \int \lambda_i^{LH}(v) \partial_v Y_i(v) dv.\end{aligned}\tag{1}$$

Proposition 1 shows that active control specifications recover an APE, constructed as follows. First, for each agent  $i$ , the partial effect curve  $v \mapsto \partial_v Y_i(v)$  is aggregated across the range of feature values spanned by the difference in  $i$ 's posterior beliefs across low and high treatment. The weighting function  $v \mapsto \lambda_i^{LH}(v)$  in this aggregation puts uniform mass across the range of feature values, which generates  $\bar{\beta}_i^{LH}$ . From there,  $\bar{\beta}_i^{LH}$  is averaged across agents, with weights  $w_i^{LH}$  proportional to the signed difference in  $i$ 's posterior features across  $g_L, g_H$ :

$$w_i^{LH} \propto |\phi(B_{i1}^H) - \phi(B_{i1}^L)| \psi_i^{LH}.$$

The weights  $\lambda_i^{LH}(v)$  for the feature values are non-negative and integrate to one. The weights  $w_i^{CT}$  for the agents integrate to one, but can be negative due to  $\psi_i^{LH}$ .

## 3.2 Passive Control Specifications

**Specification 2** (Passive Control). Let  $I_i = \iota(S_i^T, \phi(B_{i0}))$  be an interaction vector, where  $\iota$  is a known function. Let  $W_i$  be a covariate vector that includes  $I_i$  and potentially other observed variables independent of  $G_i$ . Let  $F_i = W_i' \pi_0 + \mathbb{1}\{G_i = T\} I_i' \pi$  be the fitted-values from the first-stage linear regression of  $\phi(B_{i1})$  on  $W_i$  and  $I_i \mathbb{1}\{G_i = T\}$ . The passive control



TSLS specification is

$$\begin{aligned}\phi(B_{i1}) &= W_i' \pi_0 + \mathbf{1}\{G_i = T\} I_i' \pi + \zeta_i, \\ Y_i &= W_i' \gamma_0 + \gamma^{CT} F_i + v_i,\end{aligned}$$

where  $\zeta_i$  and  $v_i$  are regression residuals. The coefficient of interest is  $\gamma^{CT}$ .

In what follows,  $v \mapsto \lambda_i^{CT}(v)$  is the density function for the uniform distribution over the feature values between  $\phi(B_{i1}^C)$  and  $\phi(B_{i1}^T)$ . Let  $\psi_i^{CT} := \text{sign}(\phi(B_{i1}^T) - \phi(B_{i1}^C))$ .

**Proposition 2.** *Consider  $\mathcal{G} = \{C, T\}$  and suppose that Assumptions 1 and 2 are satisfied. If (i)  $\mathbb{E}[W_i W_i']$  is full-rank and  $\mathbb{P}(G_i = T) \in (0, 1)$ ; and (ii)  $\mathbb{E}[I_i \phi(B_{i1}) | G_i = T] - \mathbb{E}[I_i \phi(B_{i1}) | G_i = C] \neq 0$ , then  $\gamma^{CT}$  identifies*

$$\begin{aligned}\beta^{CT} &:= \mathbb{E}[w_i^{CT} \bar{\beta}_i^{CT}], & w_i^{CT} &= \frac{|\phi(B_{i1}^T) - \phi(B_{i1}^C)| \psi_i^{CT} I_i' \pi}{\mathbb{E}[|\phi(B_{i1}^T) - \phi(B_{i1}^C)| \psi_i^{CT} I_i' \pi]}, \\ \bar{\beta}_i^{CT} &:= \int \lambda_i^{CT}(v) \partial_v Y_i(v) dv.\end{aligned}\tag{2}$$

Proposition 2 shows that passive control specifications recover an APE, constructed as follows. First, for each agent  $i$ , the partial effect curve  $v \mapsto \partial_v Y_i(v)$  is aggregated across the range of feature values spanned by the difference in  $i$ 's posterior beliefs across treatment and control. The weighting function  $v \mapsto \lambda_i^{CT}(v)$  in this aggregation puts uniform mass across the range of feature values, which generates  $\bar{\beta}_i^{CT}$ . From there,  $\bar{\beta}_i^{CT}$  is averaged across agents, with weights  $w_i^{CT}$  proportional to (i) the signed difference in  $i$ 's posterior features across  $g_C, g_T$ ; and (ii) the agent-specific first-stage contrast  $I_i' \pi$ :

$$w_i^{CT} \propto |\phi(B_{i1}^T) - \phi(B_{i1}^C)| \psi_i^{CT} I_i' \pi.$$

The weights  $\lambda_i^{CT}(v)$  for the feature values are non-negative and integrate to one. The weights  $w_i^{CT}$  for the agents integrate to one, but can be negative. This negative weighting is analogous to the active control case—the presence of  $\psi_i^{CT}$  in  $\beta^{CT}$  mirrors that of  $\psi_i^{LH}$  in  $\beta^{LH}$ . However, now there is additional complication from the heterogeneous first-stage contrasts  $I_i' \pi$ . The literature considers a variety of interactions  $I_i$ .

**Interaction 1.** Consider Specification 2 with  $I_i = \text{sign}(S_i^T - \phi(B_{i0}))$ . Then,

$$w_i^{CT} \propto |\phi(B_{i1}^T) - \phi(B_{i1}^C)| \psi_i^{CT} \text{sign}(S_i^T - \phi(B_{i0})).$$

This interaction is in the spirit of [Cantoni et al. \(2019\)](#).

**Interaction 2.** Consider Specification 2 with  $I_i = S_i^T - \phi(B_{i0})$ . Then,

$$w_i^{CT} \propto |\phi(B_{i1}^T) - \phi(B_{i1}^C)| \psi_i^{CT} (S_i^T - \phi(B_{i0})).$$

This interaction is in the spirit of Cullen and Perez-Truglia (2022). Other examples include Galashin et al. (2020) and Balla-Elliott et al. (2022).

**Interaction 3.** Consider Specification 2 with  $I_i = (1, S_i^T - \phi(B_{i0}))'$ . Then,

$$w_i^{CT} \propto |\phi(B_{i1}^T) - \phi(B_{i1}^C)| \psi_i^{CT} (\pi_1 + \pi_2 (S_i^T - \phi(B_{i0}))).$$

This interaction is in the spirit of Jäger et al. (2024).

**Interaction 4.** Consider Specification 2 with  $I_i = (1, \phi(B_{i0}))'$ . Then,

$$w_i^{CT} \propto |\phi(B_{i1}^T) - \phi(B_{i1}^C)| \psi_i^{CT} (\pi_1 + \pi_2 \phi(B_{i0})).$$

This interaction is in the spirit of Kumar et al. (2023). Other examples include Coibion et al. (2021, 2022, 2023). To the best of our knowledge, this interaction is only used when the signals  $S_i^T$  are common across agents, which is allowed in our framework. This interaction is also analogous to an interaction from Deshpande and Dizon-Ross (2023) with  $I_i = (1, S_i^T, \phi(B_{i0}))'$ . In this case, the signals must be heterogeneous, or else the first-stage coefficients cannot be identified.

### 3.3 Takeaways

Thus far, we assumed that (i) group assignment is a valid instrument for posterior beliefs; and (ii) actions depend on beliefs through a single feature. Under these assumptions, we showed that TSLS specifications from the literature recover APEs  $\beta^{LH}$  and  $\beta^{CT}$  with weights  $w_i^{LH}$  and  $w_i^{CT}$  that can be *negative* for some agents. This negative weighting is not desirable. For instance, if some of the weights are negative, then it is possible for the APEs to be negative even when all the partial effects are positive (Blandhol et al., 2022). In such cases, the identified APEs would not be reasonable summaries of agents' partial effects. Therefore, without further assumptions,  $\beta^{LH}$  and  $\beta^{CT}$  are not meaningful causal parameters. To make progress on this front, we now place structure on agents' posterior formation.

## 4 Interpretation

$\beta^{LH}$  and  $\beta^{CT}$  are APEs with weights  $w_i^{LH}$  and  $w_i^{CT}$  that are contaminated by signs  $\psi_i^{LH} := \text{sign}(\phi(B_{i1}^H) - \phi(B_{i1}^L))$  and  $\psi_i^{CT} := \text{sign}(\phi(B_{i1}^T) - \phi(B_{i1}^C))$ . This source of contamination suggests

that we can make progress by placing structure on the “direction” of agents’ responses to information provision. Section 4.1 introduces a signal monotonicity condition that makes this idea precise. Sections 4.2 and 4.3 interpret  $\beta^{LH}$  and  $\beta^{CT}$  under this condition.

## 4.1 Signal Monotonicity

Let  $s \mapsto B_i^g(\cdot|s)$  denote the underlying<sup>7</sup> belief updating rule for agent  $i$  when receiving signal  $s \in \mathbb{R} \cup \emptyset$  in group  $g$ . In particular,  $B_{i1}^g \equiv B_i^g(\cdot|S_i^g)$ .

**Assumption 3** (Signal Monotonicity). *If  $s', s \in \mathbb{R}$  with  $s' > s$ , then  $\phi(B_i^g(\cdot|s')) \geq \phi(B_i^g(\cdot|s))$ .*

Assumption 3 restricts the direction of agents’ responses to information provision; intuitively, agents should update “towards” the signal. This assumption seems reasonable in many experiments. For example, in the setting of Kumar et al. (2023), firms in one treatment group are given the average forecasts of mean GDP from a panel of experts. It seems reasonable that larger average forecasts lead firms to form higher expectations of mean GDP. In another treatment group, firms are given the difference in forecasts between the most and the least optimistic experts. It seems reasonable that larger dispersion in forecasts leads firms to be more uncertain in their beliefs.

However, Assumption 3 can sometimes be invalid. For example, consider Coibion et al. (2022), who study households’ expectations of inflation. In one treatment group, they provide information about unemployment. Some households may believe that higher unemployment implies lower inflation, whereas others may believe the opposite. Therefore, signal monotonicity is unreasonable for this treatment group.

As demonstrated, we can often intuit the validity of signal monotonicity. To complement this intuition, Appendix A formalizes conditions under which Assumption 3 is satisfied for the leading case of  $\phi = \mu$ . In summary, the main condition is that agents perceive the signals as realizations from distributions that satisfy a monotone likelihood ratio (MLR) property. In particular, agents assigned to treatment assume that the experiment tends to provide larger signals under larger realizations of the state. For instance, in Jäger et al. (2024), a worker  $i$  assigned to treatment would assume that the estimates  $s \in \mathbb{R}$  of average wages for workers with similar characteristics tends to be larger when  $i$ ’s outside option wages  $\omega \in \Omega$  are larger.

The above MLR property is satisfied for a number of signal distribution families, including the set of Gaussian beliefs with known variance considered in the literature—see Appendix A.4. More generally, many exponential families satisfy the MLR property in their respective sufficient statistics (Bernardo and Smith, 2009; Casella and Berger, 2021). With this structure, Assumption 3 is satisfied for  $\phi = \mu$  under a general class of belief updating rules, including the

---

<sup>7</sup>This function implicitly depends on agents’ prior beliefs  $B_{i0}$ .

Bayesian baseline considered in the information provision literature (Armantier et al., 2016; Cavallo et al., 2017; Armona et al., 2019; Cullen and Perez-Truglia, 2022; Fuster et al., 2022; Balla-Elliott et al., 2022), and systematic deviations<sup>8</sup> from Bayesian updating considered in the behavioral economics literature (Gabaix, 2019; Benjamin, 2019).

## 4.2 Active Control Parameters

We now interpret  $\beta^{LH} := \mathbb{E}[w_i^{LH} \bar{\beta}_i^{LH}]$  under Assumption 3. To see how, recall that  $w_i^{LH}$  is contaminated by  $\psi_i^{LH} := \text{sign}(\phi(B_{i1}^H) - \phi(B_{i1}^L))$ . Observe that

$$\psi_i^{LH} = \text{sign}([\phi(B_i^H(\cdot|S_i^H)) - \phi(B_i^H(\cdot|S_i^L))] + [\phi(B_i^H(\cdot|S_i^L)) - \phi(B_i^L(\cdot|S_i^L))]).$$

If providing  $s = S_i^L$  in both treatment groups would lead agent  $i$  to form the same posterior features (i.e.,  $\phi(B_i^H(\cdot|S_i^L)) = \phi(B_i^L(\cdot|S_i^L))$ ), then signal monotonicity implies

$$\text{sign}(S_i^H - S_i^L) \psi_i^{LH} = \text{sign}(S_i^H - S_i^L) \text{sign}(\phi(B_i^H(\cdot|S_i^H)) - \phi(B_i^H(\cdot|S_i^L))) \geq 0.$$

Therefore, we can correct for  $\psi_i^{LH}$  by using the sign of the difference in high and low signals for agent  $i$ . To do this explicitly, we can execute Specification 1 with  $\text{sign}(S_i^H - S_i^L) \mathbf{1}\{G_i = H\}$  as the instrument, and  $\text{sign}(S_i^H - S_i^L)$  included in  $C_i$ . However, since  $S_i^H > S_i^L$  for all agents,  $\text{sign}(S_i^H - S_i^L) = 1$  is constant<sup>9</sup> so that existing active control specifications “automatically” make the correction.

**Proposition 3.** *Suppose that Assumption 3 is satisfied. If information provision is treatment-group neutral in the sense that  $\phi(B_i^H(\cdot|S_i^L)) = \phi(B_i^L(\cdot|S_i^L))$ , then*

$$w_i^{LH} \propto |\phi(B_{i1}^H) - \phi(B_{i1}^L)|.$$

In particular, under signal monotonicity and treatment-group neutrality, existing active control TSLS specifications recover positive-weighted APEs. The weights  $w_i^{LH}$  are proportional to the absolute difference in agents’ posterior features across treatment groups.

The neutrality condition<sup>10</sup> assumes that agents perceive the provision of information to be “equally credible” across treatment groups. This equality may not hold when there are asymmetric effects of information provision across treatment groups. For example, agents may perceive information provision to be less credible in groups that provide information

<sup>8</sup>Allowing for non-Bayesian updating has practical relevance, since the information provision literature often acknowledges the potential for behavioral biases in belief formation. For example, there is often concern that agents may numerically anchor their posterior expectations at the values of quantitative signals, relative to the Bayesian baseline (Cavallo et al., 2017; Haaland et al., 2023).

<sup>9</sup>This corresponds to the canonical IV monotonicity condition (Imbens and Angrist, 1994).

<sup>10</sup>It suffices to assume that the belief updating rules  $s \mapsto B_i^g(\cdot|s)$  are the same across  $g \in \{L, H\}$ .

that more strongly challenges their prior beliefs (Gentzkow and Shapiro, 2006; Haaland et al., 2023). Such issues can be mitigated with appropriate experimental design, including framing the information as coming from similar sources and using the same presentation strategies across treatment groups.

### 4.3 Passive Control Parameters

We now interpret  $\beta^{CT} := \mathbb{E}[w_i^{CT} \bar{\beta}_i^{CT}]$  under Assumption 3. To see how, recall that  $w_i^{CT}$  is contaminated by  $\psi_i^{CT} := \text{sign}(\phi(B_{i1}^T) - \phi(B_{i1}^C))$ . Let  $S_i^\phi := \phi(B_{i0})$  denote agent  $i$ 's prior feature and recall that  $S_i^C := \emptyset$  corresponds to not receiving information. Observe that

$$\psi_i^{CT} = \text{sign}([\phi(B_i^T(\cdot|S_i^T)) - \phi(B_i^T(\cdot|S_i^\phi))] + [\phi(B_i^T(\cdot|S_i^\phi)) - \phi(B_i^C(\cdot|S_i^C))]).$$

If the hypothetical provision of  $s = S_i^\phi$  in the treatment group is the same as not providing any information in the control group (i.e.,  $\phi(B_i^T(\cdot|S_i^\phi)) = \phi(B_i^C(\cdot|S_i^C))$ ), then signal monotonicity implies

$$\text{sign}(S_i^T - \phi(B_{i0}))\psi_i^{CT} = \text{sign}(S_i^T - \phi(B_{i0}))\text{sign}(\phi(B_i^T(\cdot|S_i^T)) - \phi(B_i^T(\cdot|S_i^\phi))) \geq 0.$$

Therefore, we can correct for  $\psi_i^{CT}$  by using the sign of the *perception gap*  $S_i^T - \phi(B_{i0})$ . Only some of the passive control specifications in the literature make this correction.

**Proposition 4.** *Suppose that Assumption 3 is satisfied. If prior features are control-group stable in the sense that  $\phi(B_i^T(\cdot|S_i^\phi)) = \phi(B_i^C(\cdot|S_i^C))$  and  $S_i^T \neq \phi(B_{i0})$ , then*

$$\begin{aligned} w_i^{CT} &\propto |\phi(B_{i1}^T) - \phi(B_{i1}^C)|, & I_i^{(1)} &:= \text{sign}(S_i^T - \phi(B_{i0})), \\ w_i^{CT} &\propto |\phi(B_{i1}^T) - \phi(B_{i1}^C)| \times |S_i^T - \phi(B_{i0})|, & I_i^{(2)} &:= S_i^T - \phi(B_{i0}), \\ w_i^{CT} &\propto |\phi(B_{i1}^T) - \phi(B_{i1}^C)| \times (\pi_1 \psi_i^{CT} + \pi_2 |S_i^T - \phi(B_{i0})|), & I_i^{(3)} &:= (1, S_i^T - \phi(B_{i0}))', \\ w_i^{CT} &\propto |\phi(B_{i1}^T) - \phi(B_{i1}^C)| \times (\pi_1 \psi_i^{CT} + \pi_2 \psi_i^{CT} \phi(B_{i0})), & I_i^{(4)} &:= (1, \phi(B_{i0}))'. \end{aligned}$$

Thus, under signal monotonicity and control-group stability, only *some* of the existing passive control TSLS specifications recover positive-weighted APEs. The weights  $w_i^{CT}$  from interaction  $I_i^{(1)}$  are indeed positive, and proportional to the absolute difference in agents' posterior features across treatment and control—this is analogous to the active control case. Relative to interaction  $I_i^{(1)}$ , interaction  $I_i^{(2)}$  still induces positive weighting, but additionally up-weights agents with larger absolute perception gaps  $|S_i^T - \phi(B_{i0})|$ . On the other hand, interactions  $I_i^{(3)}$  and  $I_i^{(4)}$  may generate negative weights.

The stability condition assumes that receiving information consistent with one's prior

feature is the “equivalent” to not receiving any information, in the sense that the posterior features are the same. For example, consider an agent that (i) has prior expectations of 3% for inflation; and (ii) without additional information, maintains their prior beliefs. Stability assumes that this agent’s posterior expectations remain<sup>11</sup> at 3% if given a signal that inflation will be 3%.

The control-group stability condition restricts the signal to be directly comparable to the state of interest. For example, consider a design in which the elicited priors and posteriors are expectations over the extent of discrimination against Black individuals in the housing market, and the signal is the extent of discrimination against Black individuals in the labor market. This treatment group satisfies signal monotonicity: it is plausible to think that all agents believe higher levels discrimination against Black individuals in the labor market imply higher levels of discrimination in the housing market. However,  $S_i^\phi := \phi(B_{i0})$  is over a different state (labor market) than  $S_i^T$  (housing market). Therefore, the sign of  $S_i^T - \phi(B_{i0})$  is not<sup>12</sup> necessarily predictive of the sign of  $\phi(B_{i1}^T) - \phi(B_{i1}^C)$ .

The control-group stability condition limits the extent to which agents may update their beliefs beyond the signal provided, between the elicitation of priors and posteriors. For example, if agent  $i$  searches for information with greater intensity when assigned to control (without any signals) than when assigned to treatment with signal  $S_i^\phi$  that “confirms” their priors, then  $\phi(B_i^T(\cdot|S_i^\phi)) \neq \phi(B_{i1}^C)$ . However, it is sufficient to assume a weaker<sup>13</sup> version of stability:  $|\phi(B_i^T(\cdot|S_i^\phi)) - \phi(B_i^C(\cdot|S_i^C))| \leq |\phi(B_i^T(\cdot|S_i^T)) - \phi(B_i^T(\cdot|S_i^\phi))|$ . This allows for agents to acquire outside information (Cavallo et al., 2017; Armona et al., 2019), provided that the difference in features from treatment with  $S_i^T$  versus treatment with  $S_i^\phi$  is large enough.

**Remark 6.** For a given  $i$ , the signal monotonicity assumption—together with the stability condition—allows us to use covariates to predict the group  $g$  in which  $\phi(B_{i1}^g)$  would be larger. This is similar to IV settings where the “weak” IV monotonicity conditions of Słoczyński (2020) and Blandhol et al. (2022) hold—in fact, the former’s “re-ordered IV” procedure is analogous to TSLS with interaction  $I_i^{(1)}$ .

**Remark 7.** Proposition 4 assumes that  $S_i^T \neq \phi(B_{i0})$  for all  $i$ . Otherwise, the weights for Interaction 1 become  $w_i^{CT} \propto |\phi(B_{i1}^T) - \phi(B_{i1}^C)| \mathbb{1}\{S_i^T \neq \phi(B_{i0})\}$ . We rule this out for simplicity of exposition.

<sup>11</sup>In this example, it is fine if the agent’s uncertainty changes—we only need expectations to be stable.

<sup>12</sup>An alternative design would be to elicit prior expectations over the state corresponding to the signal, such that the sign of  $S_i^T - \phi(B_{i0})$  is still predictive of  $\phi(B_{i1}^T) - \phi(B_{i1}^C)$ , as is done in Haaland and Roth (2023), who estimate an intent-to-treat effect. We have restricted to a single state for the prior and posterior for simplicity—and to our knowledge, no existing paper that provides TSLS estimates uses this alternative design.

<sup>13</sup>There is also weaker version of neutrality:  $|\phi(B_i^H(\cdot|S_i^L)) - \phi(B_i^L(\cdot|S_i^L))| \leq |\phi(B_i^H(\cdot|S_i^H)) - \phi(B_i^H(\cdot|S_i^L))|$ .

## 5 Practical Recommendations

### 5.1 Active Control versus Passive Control

Based on the framework we have presented, when deciding between an active versus passive control design, researchers should consider how the associated comparisons  $\phi(B_{i1}^H) - \phi(B_{i1}^L)$  and  $\phi(B_{i1}^T) - \phi(B_{i1}^C)$  differ in (i) the causal parameters they recover; and (ii) the identification constraints they place on the design of information provision.

Within a given agent, passive control comparisons aggregate the partial effects  $\partial_v Y_i(v)$  over the range of feature values  $v$  spanned by  $\phi(B_{i1}^C)$  and  $\phi(B_{i1}^T)$ , directly answering the question “what is the effect of giving agent  $i$  information, relative to not giving them information?” In contrast, active control comparisons aggregate over feature values spanned by  $\phi(B_{i1}^L)$  and  $\phi(B_{i1}^H)$ , answering the question “what is the effect of giving agent  $i$  one piece of information relative to another?” As noted in [Haaland et al. \(2023\)](#), the latter counterfactual may have less policy relevance.

Notably, even if  $|\phi(B_{i1}^T) - \phi(B_{i1}^C)| = |\phi(B_{i1}^H) - \phi(B_{i1}^L)|$ , we can still have  $\beta^{CT} \neq \beta^{LH}$ . For a simple illustration of this difference, let us assume that  $S_i^T = S_i^H$ , such that  $B_{i1}^T = B_{i1}^C = B_{i1}^*$ . If we trace out a partial effects curve  $v \mapsto \partial_v Y_i(v)$  as in Figure 1, then  $\bar{\beta}_i^{LH}$  is proportional to the green region and  $\bar{\beta}_i^{CT}$  is proportional to the orange region. Due to the shape of the partial effects curve for this agent,  $\bar{\beta}_i^{CT} > \bar{\beta}_i^{LH}$ . Thus, even if  $|\phi(B_{i1}^T) - \phi(B_{i1}^C)| = |\phi(B_{i1}^H) - \phi(B_{i1}^L)|$  for all  $i$ , we can still have  $\beta^{CT} \neq \beta^{LH}$ .

The passive and active control comparisons also aggregate partial effects differently across agents. Active control weights agents by  $|\phi(B_{i1}^H) - \phi(B_{i1}^L)|$ , while passive control interaction<sup>14</sup>  $I_i^{(1)}$  weights agents by  $|\phi(B_{i1}^T) - \phi(B_{i1}^C)|$ . Because agents assigned to control are not given information,  $|\phi(B_{i1}^T) - \phi(B_{i1}^C)|$  is more sensitive to agents’ priors. In particular, in settings with heterogeneous priors, the passive control comparison is more likely to place unequal weights across agents. Therefore, although the active-control comparison generates a potentially less policy-relevant counterfactual, it seems to place more equal weights across agents, which may be desirable in some settings ([Balla-Elliott, 2023](#)). This analysis informs discussions from [Roth and Wohlfart \(2020\)](#) and [Haaland et al. \(2023\)](#), which posit that active-control comparisons identify causal effects for a “broader population” of agents. This claim is not exactly true; rather, it is the relative weight on agents with differing priors that the active-control comparison seems to better equalize.

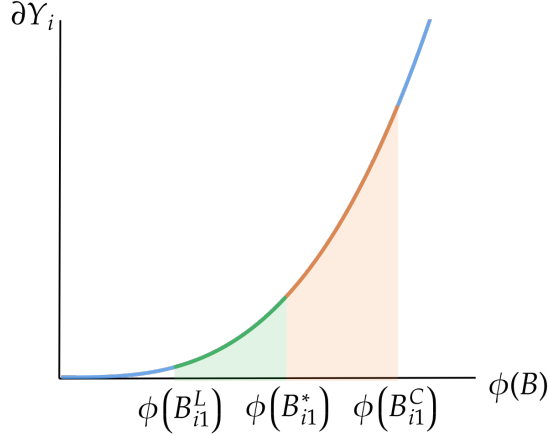
Finally, active control comparisons require information provision to be treatment-group

---

<sup>14</sup>We focus on passive control with interaction  $I_i^{(1)}$  because it is most analogous to active control. Interaction  $I_i^{(2)}$  would further up-weight agents by their perception gap, exacerbating the differences with active control. We do not discuss interactions  $I_i^{(3)}$  and  $I_i^{(4)}$  because they may generate negative weights, which we advise against.



Figure 1: Comparing Active and Passive Control Counterfactuals



*Note:* The blue curve illustrates the partial effects curve  $v \mapsto \partial_v Y_i(v)$  for agent  $i$ . We let  $B_{i1}^* = B_{i1}^T = B_{i1}^H$ . Therefore, the green region is proportional to  $\bar{\beta}_i^{LH}$ —the within-agent APE associated with the active control comparison for agent  $i$ . The orange region is proportional to  $\bar{\beta}_i^{CT}$ —the within-agent APE associated with the passive control comparison for agent  $i$ .

neutral, whereas passive control comparisons require prior features to be control-group stable. Under treatment-group neutrality,  $S_i^L$  and  $S_i^H$  must be perceived to be equally credible; this imposes design constraints on how distinct the two signals can be (since more extreme signals may lead to loss of credibility), and what sources may be used to generate the signals. Under control-group stability,  $S_i^T$  must convey similar numerical content to the prior feature (i.e., same units for the signals as the prior features), and agents should not differentially search for additional information between prior and posterior elicitation, dependent on group assignment.

## 5.2 Choosing a Passive Control Specification

Among the four passive control specifications, interactions  $I_i^{(1)}$  and  $I_i^{(2)}$  generate positive weights, whereas  $I_i^{(3)}$  and  $I_i^{(4)}$  do not. Therefore, the latter two specifications should not be used: agents whose partial effects are positive may enter *negatively* into the aggregation across agents, attenuating or reversing the sign of the estimated APE.

Between  $I_i^{(1)}$  and  $I_i^{(2)}$ , the former directly maps to canonical formulations of the local average treatment effect (LATE) for continuous endogenous variables (Imbens and Angrist, 1994; Angrist et al., 2000), which weights by the size of “agents’ first-stages.” In this setting, these agent first-stages are equal to the absolute differences in posterior features induced by treatment relative to control. However, if researchers are especially interested in agents with

large perception gaps, then  $I_i^{(2)}$  may generate a more useful APE. Moreover,  $I_i^{(1)}$  and  $I_i^{(2)}$  may provide different levels of estimation precision. It is reasonable for researchers to favor the more precise estimator, even if they correspond to different causal parameters (Coussens and Spiess, 2021).

## 6 Applications

We now compare the different passive control interactions using data from Kumar et al. (2023) and Jäger et al. (2024).

### 6.1 Application to Kumar et al. (2023)

Kumar et al. (2023) study how firms’ expectations and uncertainty of future GDP growth affect their economic decisions. We compare two arms in their experiment: the control arm, which receives no information, and their first treatment arm, which tells firms that the average prediction of GDP growth among a panel of professional forecasters is 4%. Kumar et al. (2023) elicit agents’ expectations and uncertainty—we focus on expectations.<sup>15</sup> The outcome variable  $Y_i$  is defined as the difference between realized and planned changes in business choices, such as prices and employment.

Figure 2 plots TSLS coefficients for various outcomes: price, employment, and advertising budget. Other outcomes are given in Appendix F.1. Since all firms in the treatment group receive the same professional forecast, interactions  $I_i^{(3)}$  and  $I_i^{(4)}$  provide the same estimates.

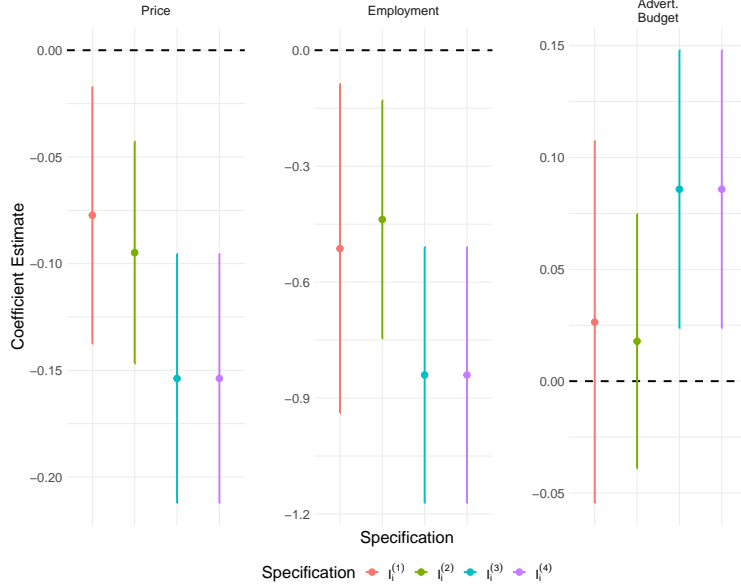
For price, the magnitude of the coefficient for interaction  $I_i^{(1)}$  is halved and the magnitude of the coefficient for interaction  $I_i^{(2)}$  is reduced by one-third, relative to the coefficients for interactions  $I_i^{(3)}$  and  $I_i^{(4)}$ . A t-test of these coefficients finds that  $I_i^{(1)}$  is significantly different (p-value = 0.078) from  $I_i^{(3)}$  and  $I_i^{(4)}$ . Similarly, for employment, the magnitude of the coefficients for  $I_i^{(1)}$  and  $I_i^{(2)}$  are 60% and 50% of the other coefficients;  $I_i^{(2)}$  is significantly different (p-value = 0.081) from  $I_i^{(3)}$  and  $I_i^{(4)}$ . Finally, for advertising budget, the magnitudes of the coefficients for  $I_i^{(1)}$  and  $I_i^{(2)}$  are a third of the coefficients for interactions  $I_i^{(3)}$  and  $I_i^{(4)}$ . In fact, under  $I_i^{(1)}$  and  $I_i^{(2)}$ , the 95% confidence interval on the advertising budget estimate include the null of zero effects.

What explains the above differences? Recall that interactions  $I_i^{(1)}$  and  $I_i^{(2)}$ , which estimate coefficients of similar magnitude, both generate positive weights. In contrast, interactions  $I_i^{(3)}$  and  $I_i^{(4)}$ , which estimate coefficients that are twice as large, both allow for negative weights. Although we cannot formally reject the non-existence of negative weights for interactions  $I_i^{(3)}$

---

<sup>15</sup>As noted in Section 2, econometric issues arise when there is more than one endogenous variable; hence, we avoid including both expectations and uncertainty.

Figure 2: Coefficient Estimates—Data from Kumar et al. (2023)



*Note:* The points are point estimates and the bars are 95% confidence intervals. The outcomes  $Y_i$  are defined as the difference between the planned change and the actualized change, eg. the planned change in price versus the actualized change in price. The signal  $S_i^T$  is the average prediction of 4% GDP growth among professional forecasters, the prior feature  $\mu(B_{i0})$  is pre-treatment GDP growth expectations, and the posterior feature  $\mu(B_{i1})$  is post-treatment GDP growth expectations.

and  $I_i^{(4)}$ , the above grouping pattern suggests that negative weights may be driving larger TSLS estimates for  $I_i^{(3)}$  and  $I_i^{(4)}$ .

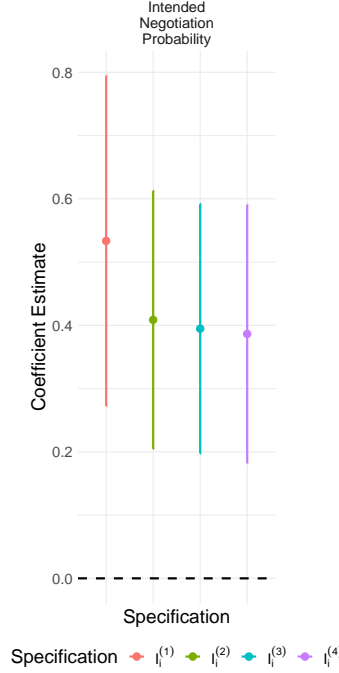
## 6.2 Application to Jäger et al. (2024)

Jäger et al. (2024) study how information about workers’ outside options—that is, workers’ wages if they left their current job to find a new one—affects their labor market decisions. First, Jäger et al. (2024) elicit workers’ prior expectations of their outside options. Next, they split their sample into a control group and a single treatment group. The control arm receives no information; those in the treatment group are told the mean wage of workers similar to themselves (based on gender, age, occupation, labor market region, education level). Then, Jäger et al. (2024) elicit workers’ posterior expectations of their outside options.

Figure 3 displays estimated coefficients from all four interactions using intended negotiation probability as the outcome—estimates for other outcomes are in Appendix F.1. The interaction  $I_i^{(1)}$  coefficient is 30-40% larger (though not statistically significantly so) than the coefficients from interactions  $I_i^{(2)}$ ,  $I_i^{(3)}$ , and  $I_i^{(4)}$ , each of which are similar to each other. The fact that interaction  $I_i^{(2)}$ , which ensures positive weights, is similar to interactions  $I_i^{(3)}$  and  $I_i^{(4)}$  suggests that the potential negative weighting in the latter is not consequential in this setting. Instead,

the smaller coefficients for interactions  $I_i^{(2)}$ ,  $I_i^{(3)}$ , and  $I_i^{(4)}$  may be due to the up-weighting of perception gaps. We provide further evidence that up-weighting may be driving these results in Appendix F.2.

Figure 3: Coefficient Estimates—Data from Jäger et al. (2024)



*Note:* The points are point estimates and the bars are 95% confidence intervals. The signal  $S_i^T$  is the mean wage of workers similar to worker  $i$ , and the prior  $\mu(B_{i0})$  and posterior  $\mu(B_{i1})$  are worker  $i$ 's expectations of their outside options pre- and post- treatment, respectively. Following the procedure in Jäger et al. (2024), we normalize agents' perception gaps  $|S_i^T - \mu(B_{i0})|$  to be in percentage units of their current wages. We estimate the version of interaction  $I_i^{(4)}$  that includes both the signal and the prior because signals are personalized to each agent—see Interaction 4 for a discussion.

One explanation for why up-weighting may have attenuated estimates is endogenous information acquisition, such as in Balla-Elliott (2023). Agents who are more responsive to information are more likely to seek it out, and therefore have more accurate priors. At the same time, agents that are very accurate will not respond much to the information treatment; their actions are already near-optimal. Therefore, the agents that are most responsive are those that have medium-sized perception gaps, and the agents that are least responsive are those that have large or no perception gap. Interactions  $I_i^{(2)}$ ,  $I_i^{(3)}$ , and  $I_i^{(4)}$  will up-weight agents with large perception gaps—and thus those who are least responsive—attenuating treatment effects towards zero.

## 7 Conclusion

This paper examines identification and estimation in information provision experiments, in which researchers are interested in the effect of beliefs on actions. We developed a causal framework for these experiments, and provided conditions for recovering interpretable APEs in both passive and active control experimental designs. For both designs, we showed that agents’ posterior formation must satisfy a general signal monotonicity condition, which nests parametric models from the existing literature. Additionally, in passive control settings, we require control-group stability, and in active control settings, we require treatment-group neutrality.

Under the above assumptions, we evaluated existing TSLS specifications for both passive and active control experiments. The standard specification for active control experiments properly identifies a positive-weighted average of partial effects. However, two of four common existing passive control specifications allow for negative weights. Of the two that generate positive weights, one produces weights that are analogous to a LATE parameter while the other further up-weights agents with larger perception gaps.

Finally, we examined the empirical relevance of our results by estimating existing passive control specifications on data from [Kumar et al. \(2023\)](#) and [Jäger et al. \(2024\)](#). In the first case, the uncontaminated estimators produce coefficients that are one-third to two-thirds of the magnitude of those produced by the contaminated estimators; we attribute the differences to the existence of negative weights. In the second case, negative weighting does not appear to significantly affect the estimates, but the up-weighted estimator produces coefficients that are substantially smaller than the non-up-weighted estimator. These applications show that the choice of TSLS specification can substantially change the interpretation of results from information provision experiments.

Our findings have a number of implications for researchers when designing information provision experiments. First, when choosing between active and passive control, researchers should consider the identified APEs, which imply different aggregations of the partial effects both within and across agents. Additionally, in active control experiments, researchers should be sure to select two signals that are equally credible to participants. In passive control experiments, researchers should continue to elicit prior features, provide signals that are in the same units as the prior, and ensure that agents across groups do not differentially search for additional information between prior and posterior elicitation. Lastly, when considering existing passive control specifications, we recommend researchers use interactions  $I_i^{(1)}$  or  $I_i^{(2)}$ , keeping in mind that the weights further emphasize agents with larger perception gaps for the latter, but should not use interactions  $I_i^{(3)}$  or  $I_i^{(4)}$ .

## References

- Alesina, A., Ferroni, M. F., and Stantcheva, S. (2021). Perceptions of racial gaps, their causes, and ways to reduce them. Technical report, National Bureau of Economic Research.
- Andrews, I., Barahona, N., Gentzkow, M., Rambachan, A., and Shapiro, J. M. (2023). Causal interpretation of structural iv estimands. Technical report, National Bureau of Economic Research.
- Angrist, J. D., Graddy, K., and Imbens, G. W. (2000). The interpretation of instrumental variables estimators in simultaneous equations models with an application to the demand for fish. *The Review of Economic Studies*, 67(3):499–527.
- Armantier, O., Nelson, S., Topa, G., Van der Klaauw, W., and Zafar, B. (2016). The price is right: Updating inflation expectations in a randomized price information experiment. *Review of Economics and Statistics*, 98(3):503–523.
- Armona, L., Fuster, A., and Zafar, B. (2019). Home price expectations and behaviour: Evidence from a randomized information experiment. *The Review of Economic Studies*, 86(4):1371–1410.
- Balla-Elliott, D. (2023). Identifying causal effects in information provision experiments. *arXiv preprint arXiv:2309.11387*.
- Balla-Elliott, D., Cullen, Z. B., Glaeser, E. L., Luca, M., and Stanton, C. (2022). Determinants of small business reopening decisions after covid restrictions were lifted. *Journal of Policy Analysis and Management*, 41(1):278–317.
- Benjamin, D. J. (2019). Errors in probabilistic reasoning and judgment biases. *Handbook of Behavioral Economics: Applications and Foundations 1*, 2:69–186.
- Bernardo, J. M. and Smith, A. F. (2009). *Bayesian theory*, volume 405. John Wiley & Sons.
- Bhuller, M. and Sigstad, H. (2022). 2sls with multiple treatments. *arXiv preprint arXiv:2205.07836*.
- Blandhol, C., Bonney, J., Mogstad, M., and Torgovitsky, A. (2022). When is tsls actually late? Technical report, National Bureau of Economic Research.
- Brunnermeier, M. K. and Parker, J. A. (2005). Optimal expectations. *American Economic Review*, 95(4):1092–1118.

- Cantoni, D., Yang, D. Y., Yuchtman, N., and Zhang, Y. J. (2019). Protests as strategic games: experimental evidence from hong kong’s antiauthoritarian movement. *The Quarterly Journal of Economics*, 134(2):1021–1077.
- Casella, G. and Berger, R. L. (2021). *Statistical inference*. Cengage Learning.
- Cavallo, A., Cruces, G., and Perez-Truglia, R. (2017). Inflation expectations, learning, and supermarket prices: Evidence from survey experiments. *American Economic Journal: Macroeconomics*, 9(3):1–35.
- Coibion, O., Georgarakos, D., Gorodnichenko, Y., Kenny, G., and Weber, M. (2021). The effect of macroeconomic uncertainty on household spending. Technical report, National Bureau of Economic Research.
- Coibion, O., Georgarakos, D., Gorodnichenko, Y., and Weber, M. (2023). Forward guidance and household expectations. *Journal of the European Economic Association*, page jvad003.
- Coibion, O., Gorodnichenko, Y., and Ropele, T. (2020). Inflation expectations and firm decisions: New causal evidence. *The Quarterly Journal of Economics*, 135(1):165–219.
- Coibion, O., Gorodnichenko, Y., and Weber, M. (2022). Monetary policy communications and their effects on household inflation expectations. *Journal of Political Economy*, 130(6):1537–1584.
- Coussens, S. and Spiess, J. (2021). Improving inference from simple instruments through compliance estimation. *arXiv preprint arXiv:2108.03726*.
- Cullen, Z. and Perez-Truglia, R. (2022). How much does your boss make? the effects of salary comparisons. *Journal of Political Economy*, 130(3):766–822.
- de Clippel, G. and Zhang, X. (2022). Non-bayesian persuasion. *Journal of Political Economy*, 130(10):2594–2642.
- Dechezleprêtre, A., Fabre, A., Kruse, T., Planterose, B., Chico, A. S., and Stantcheva, S. (2022). Fighting climate change: International attitudes toward climate policies. Technical report, National Bureau of Economic Research.
- Deshpande, M. and Dizon-Ross, R. (2023). The (lack of) anticipatory effects of the social safety net on human capital investment. *American Economic Review*, 113(12):3129–3172.
- Edwards, W. (1968). Conservatism in human information processing. *Formal representation of human judgment*.



- Epley, N. and Gilovich, T. (2016). The mechanics of motivated reasoning. *Journal of Economic perspectives*, 30(3):133–140.
- Fuster, A., Perez-Truglia, R., Wiederholt, M., and Zafar, B. (2022). Expectations with endogenous information acquisition: An experimental investigation. *Review of Economics and Statistics*, 104(5):1059–1078.
- Gabaix, X. (2019). Behavioral inattention. In *Handbook of behavioral economics: Applications and foundations 1*, volume 2, pages 261–343. Elsevier.
- Galashin, M., Kanz, M., and Perez-Truglia, R. (2020). Macroeconomic expectations and credit card spending. Technical report, National Bureau of Economic Research.
- Gentzkow, M. and Shapiro, J. (2006). Media bias and reputation. *Journal of Political Economy*, 114(2):280–316.
- Grether, D. M. (1980). Bayes rule as a descriptive model: The representativeness heuristic. *The Quarterly journal of economics*, 95(3):537–557.
- Haaland, I. and Roth, C. (2023). Beliefs about racial discrimination and support for pro-black policies. *Review of Economics and Statistics*, 105(1):40–53.
- Haaland, I., Roth, C., and Wohlfart, J. (2023). Designing information provision experiments. *Journal of economic literature*, 61(1):3–40.
- Hoff, P. D. (2009). *A first course in Bayesian statistical methods*, volume 580. Springer.
- Imbens, G. and Angrist, J. (1994). Identification and estimation of local average treatment effects. *Econometrica*, 62(2):467–475.
- Jäger, S., Roth, C., Roussille, N., and Schoefer, B. (2024). Worker beliefs about outside options. *The Quarterly Journal of Economics*.
- Kumar, S., Gorodnichenko, Y., and Coibion, O. (2023). The effect of macroeconomic uncertainty on firm decisions. *Econometrica*, 91(4):1297–1332.
- Lehmann, E. L. and Casella, G. (2006). *Theory of point estimation*. Springer Science & Business Media.
- Mogstad, M., Torgovitsky, A., and Walters, C. R. (2021). The causal interpretation of two-stage least squares with multiple instrumental variables. *American Economic Review*, 111(11):3663–3698.
- Pezold, C., Jäger, S., and Nüss, P. (2023). Labor Market Tightness and Union Activity.

- Rambachan, A. and Shephard, N. (2021). When do common time series estimands have nonparametric causal meaning. *URL: <https://scholar.harvard.edu/shephard/publications/nonparametric-dynamic-causal-model>**macroeconometrics*.
- Roth, C., Settele, S., and Wohlfart, J. (2022). Risk exposure and acquisition of macroeconomic information. *American Economic Review: Insights*, 4(1):34–53.
- Roth, C. and Wohlfart, J. (2020). How do expectations about the macroeconomy affect personal expectations and behavior? *Review of Economics and Statistics*, 102(4):731–748.
- Settele, S. (2022). How Do Beliefs about the Gender Wage Gap Affect the Demand for Public Policy? *American Economic Journal: Economic Policy*, 14(2):475–508.
- Słoczyński, T. (2020). When should we (not) interpret linear iv estimands as late? *arXiv preprint [arXiv:2011.06695](https://arxiv.org/abs/2011.06695)*.
- Tversky, A. and Kahneman, D. (1974). Judgment under uncertainty: Heuristics and biases: Biases in judgments reveal some heuristics of thinking under uncertainty. *science*, 185(4157):1124–1131.

# Appendix

## A Posterior Formation

Assume that  $\Omega \subseteq \mathbb{R}$ . In settings where the state space is multi-dimensional, we can apply the arguments below to the relevant marginal distribution of  $B$  instead.

### A.1 Perceptions

We place structure on how agents perceive the information provision. Formally, agents in treatment group  $g$  perceive the signals as realizations from signal distributions  $\{Q_i^g(\cdot|\omega) : \omega \in \Omega\} \subseteq \Delta(\mathbb{R})$  that are informative for the underlying state  $\omega \in \Omega$ . These distributions have densities  $q_i^g(\cdot|\omega) := dQ_i^g(\cdot|\omega)/d\nu$  with respect to  $\nu$ .

**Definition 1** (MLR). A family of perceived signal distributions  $\{Q_i^g(\cdot|\omega) : \omega \in \Omega\} \subseteq \Delta(\mathbb{R})$  satisfies the *monotone likelihood ratio* (MLR) property in  $s \in \mathbb{R}$  if  $\omega' > \omega$  and  $s' > s$  implies

$$\frac{q_i^g(s'|\omega')}{q_i^g(s'|\omega)} \geq \frac{q_i^g(s|\omega')}{q_i^g(s|\omega)}.$$

This MLR property (c.f. [Casella and Berger \(2021, Definition 8.3.16\)](#)) is satisfied for a number of signal distribution families, including the set of Gaussian beliefs with known variance considered in the literature—see [Section A.4](#). In fact, many exponential families satisfy [Definition 1](#) in their respective sufficient statistics ([Bernardo and Smith, 2009, Section 4.5](#)). Intuitively, agents assigned to treatment group  $g$  assume that the experiment tends to provide larger signals  $s$  under larger realizations of the state  $\omega \in \Omega$ .

### A.2 Belief Updating

To link the above MLR property to signal monotonicity, we must consider the belief updating rules  $s \mapsto B_i^g(\cdot|s)$  in greater detail. We suppose that beliefs  $B \in \mathcal{B}$  have densities  $b := dB/d\nu$  with respect to  $\nu$ . In particular, the priors  $B_{i0}$  have densities  $b_{i0} := dB_{i0}/d\nu$ . We first consider Bayesian rules.

**Definition 2** (Bayesian).  $s \mapsto B_i^g(\cdot|s)$  is *Bayesian* if

$$\frac{dB_i^g(\omega|s)}{d\nu} = \frac{q_i^g(s|\omega)b_{i0}(\omega)}{\int q_i^g(s|\omega)b_{i0}(\omega)d\nu(\omega)}.$$

These Bayesian rules are prevalent in models from the literature ([Armantier et al., 2016; Cavallo et al., 2017; Armona et al., 2019; Cullen and Perez-Truglia, 2022; Fuster et al.,](#)

2022; Balla-Elliott et al., 2022). However, the MLR framework can accommodate systematic deviations from Bayesian updating.

**Definition 3** (Anchored).  $s \mapsto B_i^g(\cdot|s)$  is *anchored* if there exists  $\tau_i^g \in [0, 1]$  and  $\bar{B}_i^g \in \mathcal{B}$  such that

$$\frac{dB_i^g(\omega|s)}{d\nu} = \tau_i^g \frac{d\bar{B}_i^g(\omega)}{d\nu} + (1 - \tau_i^g) \frac{q_i^g(s|\omega)b_{i0}(\omega)}{\int q_i^g(s|\omega)b_{i0}(\omega)d\nu(\omega)}.$$

Anchored rules allows agents' updating rules to be distorted away from the Bayesian baseline, and towards some anchor belief  $\bar{B}_i^g \in \mathcal{B}$ . The anchored rules accommodate numerous behavioral biases from the behavioral economics literature (Gabaix, 2019, Section 2.3), including the anchoring-and-adjustment heuristics discussed in Tversky and Kahneman (1974). For instance, choosing the anchors to be the prior beliefs  $\bar{B}_i^g = B_{i0}$  corresponds to *conservatism*, wherein agents insufficiently update their beliefs relative to the Bayesian baseline (Edwards, 1968).

The anchored updating rules are “affine” distortions of Bayesian updating (de Clippel and Zhang, 2022). However, signal monotonicity also accomodates “nonlinear” distortions. The following class of nonlinear distortions is due to Grether (1980).

**Definition 4** (Grether).  $s \mapsto B_i^g(\cdot|s)$  is *Grether* if there exist  $\chi_{i0}^g, \chi_{i1}^g > 0$  such that

$$\frac{dB_i^g(\omega|s)}{d\nu} = \frac{q_i^g(s|\omega)^{\chi_{i1}^g} b_{i0}(\omega)^{\chi_{i0}^g}}{\int q_i^g(s|\omega)^{\chi_{i1}^g} b_{i0}(\omega)^{\chi_{i0}^g} d\nu(\omega)}.$$

The inference and base-rate parameters  $\chi_{i0}^g, \chi_{i1}^g > 0$  allow for flexible deviations from Bayesian updating—the discussion below closely follows Benjamin (2019, page 103). On the one hand,  $\chi_{i1}^g < 1$  ( $\chi_{i1}^g > 1$ ) reflects under-inference (under-inference) in the sense that agents in treatment group  $g$  update as if the signals  $s$  are less (more) information for the states  $\omega \in \Omega$  than in the Bayesian baseline of  $\chi_{i1}^g = 1$ . On the other hand,  $\chi_{i0}^g < 1$  ( $\chi_{i0}^g > 1$ ) reflects base-rate neglect (over-use) in the sense that agents in treatment group  $g$  update as if their priors  $B_{i0}$  are less (more) information for the states  $\omega \in \Omega$  than in the Bayesian baseline of  $\chi_{i0}^g = 1$ .

**Remark 8.** Allowing for non-Bayesian updating has practical relevance, since the information provision literature often acknowledges the potential for behavioral biases in belief formation. For example, there is concern that agents may numerically anchor their posterior expectations at the values of quantitative signals (Cavallo et al., 2017). This behavior corresponds to anchored updating with  $\bar{B}_i^g$  as the distribution that places unit mass on the provided signal. There is also concern that information provision induces emotional responses (Haaland et al.,

2023). If such responses are suggestive of motivated reasoning, then we can microfound the anchoring parameters  $\tau_i^g \in [0, 1]$  with a model of utility-maximization (de Clippel and Zhang, 2022, Example 2); similar arguments apply for the inference and base-rate parameters  $\chi_{i0}^g, \chi_{i1}^g$  in the Grether case.

### A.3 Signal Monotonicity via MLR

The following proposition shows that signal monotonicity is satisfied in the MLR framework.

**Proposition 5.** *For each treatment group  $g$ , suppose that  $\{Q_i^g(\cdot|\omega) : \omega \in \Omega\} \subseteq \Delta(\mathbb{R})$  satisfies the MLR property in  $s \in \mathbb{R}$  and that  $s \mapsto B_i^g(\cdot|s)$  is either Bayesian, anchored, or Grether. Then Assumption 3 is satisfied for any  $B \mapsto \phi(B) := \int \varphi(\omega)dB(\omega)$  such that  $\omega \mapsto \varphi(\omega)$  is increasing.*

Proposition 5 shows that signal monotonicity is satisfied under general conditions on agents' posterior formation. We allow for rich heterogeneity across agents: some can have Bayesian updating rules, while others have anchored or Grether rules with agent-specific distortion parameters. We also do not restrict agents' prior beliefs, opting instead to impose the structure of the MLR property on the response of beliefs to information provided.

**Remark 9.** Proposition 5 covers expectations and second moments, which correspond to  $\varphi(\omega) = \omega$  and  $\varphi(\omega) = \omega^2$ , respectively. However, it does not ensure signal monotonicity for the variance, which is the difference of second moments and the squared-expectations. That said, it is important to note that the MLR framework only gives a set of *sufficient* conditions for Assumption 3. In particular, signal monotonicity can still hold for the variance, as discussed in Section 4.1.

### A.4 Gaussian Model

Our framework nests models of Bayesian learning with Gaussian beliefs from the literature. Relative to this model, we allow for richer patterns of heterogeneity in agents' prior beliefs, perceptions of information provision, and belief updating rules.

In the Gaussian model, agents are Bayesian with Gaussian prior beliefs. Agent  $i$  assumes that, if the true state is  $\omega \in \Omega$ , then  $S_i^g$  for each treatment group  $g$  is a realization from a Gaussian distribution with mean  $\omega$  and variance  $\varsigma_i^2$ . Proposition 5 applies—in this case,  $B_i^g(\cdot|s) = B_i(\cdot|s)$  is Gaussian for each  $s \in \mathbb{R}$ , with mean and variance given by

$$\begin{aligned} \mu(B_i(\cdot|s)) &= r_i s + (1 - r_i)\mu(B_{i0}), \\ \sigma^2(B_i(\cdot|s)) &= (1 - r_i)\sigma^2(B_{i0}), \end{aligned} \quad r_i = \frac{\sigma^2(B_{i0})}{\sigma^2(B_{i0}) + \varsigma_i^2}. \quad (3)$$

In particular, the posterior expectation  $\mu(B_i^g)$  is a weighted average of the treatment signal  $S_i^g \in \mathbb{R}$  and the prior mean  $\mu(B_{i0})$ , with weights  $r_i \in (0, 1)$  and  $1 - r_i$  that are proportional to agents' certainty  $1/\sigma^2(B_{i0})$  in their prior beliefs, and the perceived precision  $1/\zeta_i^2$  of the signal distribution—for a derivation, see Hoff (2009, Section 5). In the information provision literature,  $r_i$  is known as the *learning rate* for agent  $i$ . These learning rates are higher the more the signals are perceived as informative for the underlying state.

## B Alternative Formulations

In the main text, we formulated the causal parameters of interest in terms of partial effects:  $\partial_v Y_i(v)$ . In this section, we consider alternative formulations for behavioral elasticities and discrete actions. To see how we can proceed, recall that under Assumption 1, together with rank and relevance conditions, Lemma D2 implies that the considered TSLS specifications recover estimands of the form

$$\gamma = \frac{\mathbb{E}[I_i' \pi(Y_i^*(B_{i1}^{\tilde{g}}) - Y_i^*(B_{i1}^g))]}{\mathbb{E}[I_i' \pi(\phi(B_{i1}^{\tilde{g}}) - \phi(B_{i1}^g))]}.$$

Assumption 2 allowed us to appeal to Lemma D1 à la

$$\begin{aligned} Y_i^*(B_{i1}^{\tilde{g}}) - Y_i^*(B_{i1}^g) &= Y_i(\phi(B_{i1}^{\tilde{g}})) - Y_i(\phi(B_{i1}^g)) \\ &= \psi_i^{g\tilde{g}} |\phi(B_{i1}^{\tilde{g}}) - \phi(B_{i1}^g)| \int \lambda_i^{g\tilde{g}}(v) \partial_v Y_i(v) dv, \end{aligned}$$

where  $v \mapsto \lambda_i^{g\tilde{g}}(v)$  is the density function for the uniform distribution over the feature values between  $\phi(B_{i1}^g)$  and  $\phi(B_{i1}^{\tilde{g}})$ . We can modify this argument to handle behavioral elasticities and discrete actions. In what follows, let  $\mathcal{V}_i^{g\tilde{g}}$  denote the set of feature values between  $\phi(B_{i1}^g)$  and  $\phi(B_{i1}^{\tilde{g}})$ .

### B.1 Behavioral Elasticities

We now consider TSLS specifications that replace  $Y_i$  and  $\phi(B_{i1})$  with  $\log(Y_i^n)$  and  $\log(\phi(B_{i1})^n)$ , for some fixed  $n \in \mathbb{N}$  such that  $Y_i^*(B)^n > 0$  and  $\phi(B)^n > 0$ . Under Assumption 2, Lemma D1 implies

$$\begin{aligned} \log(Y_i^*(B_{i1}^{\tilde{g}})^n) - \log(Y_i^*(B_{i1}^g)^n) &= \log(Y_i(\phi(B_{i1}^{\tilde{g}}))^n) - \log(Y_i(\phi(B_{i1}^g))^n) \\ &= n \psi_i^{g\tilde{g}} \int v \frac{\partial_v Y_i(v)}{Y_i(v)} v^{-1} \mathbf{1}\{v \in \mathcal{V}_i^{g\tilde{g}}\} dv, \end{aligned}$$

and

$$\log(\phi(B_{i1}^{\tilde{g}})^n) - \log(\phi(B_{i1}^g)^n) = n\psi_i^{g\tilde{g}} \int v^{-1} \mathbb{1}\{v \in \mathcal{V}_i^{g\tilde{g}}\} dv.$$

Therefore, we obtain

$$\gamma = \mathbb{E} \left[ \int \Lambda_i^{g\tilde{g}}(v) v \frac{\partial_v Y_i(v)}{Y_i(v)} dv \right], \quad \Lambda_i^{g\tilde{g}}(v) = \frac{\psi_i^{g\tilde{g}} I'_i \pi v^{-1} \mathbb{1}\{v \in \mathcal{V}_i^{g\tilde{g}}\}}{\mathbb{E} \left[ \int \psi_i^{g\tilde{g}} I'_i \pi v^{-1} \mathbb{1}\{v \in \mathcal{V}_i^{g\tilde{g}}\} dv \right]}.$$

The above is a weighted average of partial elasticities  $v\partial_v Y_i(v)/Y_i(v)$  with weights  $\Lambda_i^{g\tilde{g}}(v)$  that integrate to one across  $v$  and  $i$ . Using the log-version of Specification 1 corresponds to  $I_i = 1$ , and so given the conditions of Proposition 3, we obtain  $\psi_i^{LH} = 1$  such that

$$\Lambda_i^{LH}(v) = \frac{v^{-1} \mathbb{1}\{v \in \mathcal{V}_i^{LH}\}}{\mathbb{E} \left[ \int v^{-1} \mathbb{1}\{v \in \mathcal{V}_i^{LH}\} dv \right]} \geq 0.$$

In similar fashion, we can consider the log-version of Specification 2 with Interaction 1. Given the conditions of Proposition 4, we obtain  $\psi_i^{CT} I_i^{(1)} \mathbb{1}\{v \in \mathcal{V}_i^{CT}\} = \mathbb{1}\{v \in \mathcal{V}_i^{CT}\}$  such that

$$\Lambda_i^{CT}(v) = \frac{v^{-1} \mathbb{1}\{v \in \mathcal{V}_i^{CT}\}}{\mathbb{E} \left[ \int v^{-1} \mathbb{1}\{v \in \mathcal{V}_i^{CT}\} dv \right]} \geq 0.$$

## B.2 Discrete Actions

To consider the case of discrete actions, we modify Assumption 2 as follows. We assume that  $\{\phi(B) : B \in \mathcal{B}\}$  is a convex set, and that there exists a continuously differentiable  $v \mapsto \bar{Y}_i(v)$  defined over it such that  $B \mapsto \mathbb{E}[Y_i^*(B)|R_i] = \bar{Y}_i(\phi(B))$ , where  $R_i$  is some random vector. If  $I_i$  is a function or subset of  $R_i$ , then

$$\begin{aligned} \mathbb{E}[I'_i \pi(Y_i^*(B_{i1}^{\tilde{g}}) - Y_i^*(B_{i1}^g))] &= \mathbb{E}[I'_i \pi[\bar{Y}_i(\phi(B_{i1}^{\tilde{g}})) - \bar{Y}_i(\phi(B_{i1}^g))]] \\ &= \mathbb{E} \left[ \psi_i^{g\tilde{g}} I'_i \pi |\phi(B_{i1}^{\tilde{g}}) - \phi(B_{i1}^g)| \int \lambda_i^{g\tilde{g}}(v) \partial_v \bar{Y}_i(v) dv \right]. \end{aligned}$$

Therefore, we arrive at similar expressions for  $\gamma$  as in Specifications 1 and 2, except now the partial effects of features on actions  $\partial_v Y_i(v)$  are replaced by the partial effects of features on average actions  $\bar{Y}_i(v)$  conditional on  $R_i$ . The latter could be the observed “pre-determined” variables in the experiment (i.e., prior features, signals, and agent characteristics). However, we also allow for latent unobserved components. The following example should fix ideas.



Let  $\Omega = \mathbb{R}$  and consider binary actions  $B \mapsto Y_i^*(B) \in \{0, 1\}$  that satisfy

$$Y_i^*(B) = \operatorname{argmax}_{y \in \{0, 1\}} \int y\omega + (1 - y)\xi_i dB(\omega), \quad B \in \mathcal{B}.$$

In particular, agents maximize their subjective expected utility—we can think of  $\xi_i$  as an outside option, and  $\omega$  as the benefit to choosing  $y = 1$ . The above leads to

$$Y_i^*(B) = \mathbb{1}\{\mu(B) \geq \xi_i\}.$$

If  $\xi_i$  has a continuous distribution conditional on  $R_i$ , then we can use  $\bar{Y}_i(v) = \mathbb{P}(\xi_i \leq v | R_i)$ .

## C General Identification

There are groups  $g \in \mathcal{G}$ , a set of elicited features  $\Phi$ , and signals  $S_i^g \in \mathcal{S}^g$ . This setup is general enough to cover a broad range of signal designs from the information provision literature. For instance,  $\mathcal{S}^g \subseteq \mathbb{R}$  corresponds to *quantitative* signals, which includes government/institutional statistics (Cullen and Perez-Truglia, 2022; Roth et al., 2022), expert forecasts (Roth and Wohlfart, 2020; Kumar et al., 2023), and machine learning predictions (Jäger et al., 2024; Deshpande and Dizon-Ross, 2023). On the other hand, if we take  $\mathcal{S}^g$  to be an abstract space, then we can accommodate *qualitative* signals, such as informational videos (Alesina et al., 2021; Dechezleprêtre et al., 2022).

### C.1 Action Function Primitives

Define  $B \mapsto \eta_k(B) = (\phi_{k'}(B))_{k' \neq k}$ . In a slight abuse of notation, we let  $\eta_0(B) := (\phi_k(B))_k$  so that  $\eta_0(\mathcal{B}) := \{\eta_0(B) : B \in \mathcal{B}\} = \{(\phi_1(B), \dots, \phi_K(B)) : B \in \mathcal{B}\}$ .

**Assumption C1** (Feature Action Functions).  $\eta_0(B)$  is convex, and there exists a continuously differentiable  $h \mapsto Y_i(h)$  defined over it such that  $B \mapsto Y_i^*(B) = Y_i(\eta_0(B))$ .

To give primitive conditions for this assumption, we consider a (net) utility/profit function  $u_i(\omega, y)$  that depends on states  $\omega$  and actions  $y \in \mathcal{Y}$ . We can motivate the action function  $B \mapsto Y_i^*(B)$  as agent  $i$ 's utility-maximizing map from beliefs to actions:

$$Y_i^*(B) = \operatorname{argmax}_{y \in \mathcal{Y}} \int u_i(\omega, y) dB(\omega), \quad B \in \mathcal{B}. \quad (4)$$

If agent  $i$  has beliefs  $B$ , then  $\int u_i(\omega, y) dB(\omega)$  is their subjective expected utility from taking action  $y$ . In particular,  $Y_i \equiv Y_i^*(B_{i1})$  is the utility-maximizing action taken under  $i$ 's posterior beliefs  $B_{i1}$ . We can use representation (4) to construct feature action functions  $Y_i(h)$ .

**Restrictions on Preferences.** Let  $m_i(\mathcal{Y}) := \{m_i(y) : y \in \mathcal{Y}\}$  denote the image of  $\mathcal{Y}$  under function  $m_i : \mathcal{Y} \rightarrow \mathbb{R}$ .

**Proposition 6.** Consider  $\phi_k(B) := \int \varphi_k(\omega) dB(\omega)$ , where  $\varphi_k : \Omega \rightarrow \mathbb{R}$ . Let  $\mathcal{B}$  be the subset of beliefs such that  $\int |\varphi_k(\omega)|^2 dB(\omega) < \infty$  for each  $k$ . If  $B \mapsto Y_i^*(B)$  satisfies representation (4) with  $u_i(\omega, y) = -(\sum_{k=1}^K \theta_{ki} \varphi_k(\omega) - m_i(y))^2$ , where (i)  $y \mapsto m_i(y)$  is strictly monotonic and continuously differentiable; and (ii)  $\sum_{k=1}^K \theta_{ki} \phi_k(B) \in m_i(\mathcal{Y})$  for each  $B \in \mathcal{B}$ , then  $Y_i^*(B) = m_i^{-1}(\sum_{k=1}^K \theta_{ki} \phi_k(B))$ . In particular, Assumption C1 is satisfied for  $Y_i(h) := m_i^{-1}(\sum_{k=1}^K \theta_{ki} h_k)$ .

Proposition 6 specifies a class of squared-error loss functions  $-u_i(\omega, y)$ . To give intuition, we consider the example of Jäger et al. (2024). Let  $m_i(y) = y$ , and suppose there is a latent function  $\omega \mapsto f_i(\omega)$  that maps potential outside option wages  $\omega$  to the optimal likelihood that worker  $i$  should look for a new job. However, this function is complicated or imperfectly known, and so  $i$  uses the approximation  $\omega \mapsto \sum_{k=1}^K \theta_{ki} \varphi_k(\omega)$ , where  $\varphi_k(\omega) = \omega^{k-1}$ . In this case,  $Y_i^*(B) = \sum_{k=1}^K \theta_{ki} \phi_k(B)$  gives worker  $i$ 's minimum expected squared-error prediction for the approximate optimal likelihood that they should look for a new job. Notice that  $K = 2$  gives a linear approximation, whereas  $K = 3$  gives a quadratic approximation. In the former case, we obtain  $Y_i^*(B) = \theta_{1i} + \theta_{2i} \mu(B)$ , and  $\theta_{2i}$  gives the partial effects of expectations on actions—this specification is considered in Balla-Elliott (2023). On the other hand,  $K = 3$  allows agents to be risk averse, which is relevant for some applications (Kumar et al., 2023; Coibion et al., 2021).

When  $m_i(y) = y$ , the partial effects of feature  $\phi_k$  above are homogeneous across  $\eta_0(B)$ :

$$v \mapsto \partial_v Y_i(v, h_{-k}) = \theta_{ki}.$$

However, this homogeneity may not hold in some models (Cullen and Perez-Truglia, 2022). To generate nonlinear feature action functions, we can consider nonlinear  $m_i$ :

$$v \mapsto \partial_v Y_i(v, h_{-k}) = (\partial_y m_i(Y_i(v, h_{-k})))^{-1} \theta_{ki}.$$

**Restrictions on Beliefs.** In some cases,  $\mathcal{B}$  is a parametric family of beliefs. A leading class of parametric  $\mathcal{B}$  are exponential families (Lehmann and Casella, 2006, Section 3.4). This class includes the Gaussian families often considered in models from the information provision literature (Armantier et al., 2016; Cavallo et al., 2017; Armona et al., 2019; Cullen and Perez-Truglia, 2022; Fuster et al., 2022; Balla-Elliott et al., 2022). There are also classes of parametric beliefs that are useful for belief elicitation; for example, Kumar et al. (2023) and Coibion et al. (2021) consider triangular distributions.

Formally, if  $\mathcal{B}$  is a parametric family of beliefs characterized by  $(\phi_k)_{k=1}^K$ , then  $\eta_0$  is one-to-one over  $\eta_0(\mathcal{B})$  so that  $Y_i(h) := Y_i^*(\eta_0^{-1}(h))$ . Consider a sigma-finite measure  $\nu \in \Delta(\Omega)$ .

**Proposition 7.** Consider a set of beliefs  $\mathcal{B}$  dominated by  $\nu$ , with densities  $b(\omega) := dB(\omega)/d\nu$  parameterized by  $\eta_0$  in the sense that there exists  $\omega \mapsto b^*(\omega|h)$  with open and convex parameter space  $\eta_0(\mathcal{B})$  such that  $b(\omega) = b^*(\omega|\eta_0(B))$  for each  $B \in \mathcal{B}$ . If  $h \mapsto b^*(\omega|h)$  is continuously differentiable over  $\eta_0(\mathcal{B})$  almost surely- $\nu$  and  $B \mapsto Y_i^*(B)$  satisfies representation (4) with  $y \mapsto u_i(\omega, y)$  twice continuously differentiable and strictly concave, then under regularity conditions, Assumption C1 is satisfied for  $Y_i(h) := Y_i^*(\eta_0^{-1}(h))$ .

In general, Proposition 7 generates partial effects that are heterogeneous across  $\eta_0(\mathcal{B})$ :

$$v \mapsto \partial_v Y_i(v, h_{-k}) = \frac{\partial_v \partial_y U_i(Y_i(v, h_{-k}), v, h_{-k})}{|\partial_y^2 U_i(Y_i(v, h_{-k}), v, h_{-k})|},$$

where  $U_i(y, h) := \int u_i(\omega, y) b^*(\omega|h) d\omega$ . For intuition, consider agent  $i$ 's optimal behavior at feature value  $h \in \eta_0(\mathcal{B})$ —or equivalently, at belief  $\eta_0^{-1}(h) \in \mathcal{B}$ . At these feature values, the optimal action is  $Y_i(h)$ . The marginal change in beliefs along feature  $\phi_k$  leads to a marginal change  $\partial_v U_i(Y_i(v, h_{-k}), v, h_{-k})$  in the agent's subjective expected utility function, so  $Y_i(h)$  is no longer optimal. To re-optimize, the agent can either increase or decrease the intensity of their action. This choice of *direction* depends on whether the associated marginal expected utility  $\partial_v \partial_y U_i(Y_i(v, h_{-k}), v, h_{-k})$  is positive or negative at  $Y_i(v, h_{-k})$ . The *magnitude* of the change in actions depends on the curvature  $|\partial_y^2 U_i(Y_i(v, h_{-k}), v, h_{-k})|$  of the expected utility function at  $Y_i(v, h_{-k})$ .

## C.2 Identifying Variation

Given  $\phi_k$  and a pair of groups  $g, \tilde{g} \in \mathcal{G}$ , we consider parameters of the form

$$\begin{aligned} \beta_k^{g\tilde{g}} &:= \mathbb{E}[w_{ki}^{g\tilde{g}} \bar{\beta}_{ki}^{g\tilde{g}}], & w_{ki}^{g\tilde{g}} &:= \frac{|\phi_k(B_{i1}^{\tilde{g}}) - \phi_k(B_{i1}^g)|}{\mathbb{E}[|\phi_k(B_{i1}^{\tilde{g}}) - \phi_k(B_{i1}^g)|]}, \\ \bar{\beta}_{ki}^{g\tilde{g}} &:= \int \lambda_{ki}^{g\tilde{g}}(v) \partial_v Y_i(v, \eta_k(B_{i1}^g)) dv, \end{aligned}$$

where  $v \mapsto \lambda_{ki}^{g\tilde{g}}(v)$  is the density function of the uniform distribution over the feature values between  $\phi_k(B_{i1}^g)$  and  $\phi_k(B_{i1}^{\tilde{g}})$ . Let  $\psi_{ki}^{g\tilde{g}} := \text{sign}(\phi_k(B_{i1}^{\tilde{g}}) - \phi_k(B_{i1}^g))$ . To recover  $\beta_k^{g\tilde{g}}$ , we make the following assumption.

**Assumption C2** (Identifying Variation). For each  $\phi_k \in \Phi \cap \{\phi_k\}_k$ , there exist  $g, \tilde{g} \in \mathcal{G}$  such that (i)  $\eta_k(B_{i1}^{\tilde{g}}) = \eta_k(B_{i1}^g)$ ; and (ii)

$$c_{ki}^{g\tilde{g}} \psi_{ki}^{g\tilde{g}} = |\psi_{ki}^{g\tilde{g}}|, \quad c_{ki}^{g\tilde{g}} := c_{ki}^{g\tilde{g}}(X_i, (S_i^g)_{g \in \mathcal{G}}, (\phi(B_{i0}))_{\phi \in \Phi}).$$

for a known function  $c_{ki}^{g\tilde{g}}(\cdot)$  defined over the support of  $(X_i, (S_i^g)_{g \in \mathcal{G}}, (\phi(B_{i0}))_{\phi \in \Phi})$ .

Assumption C2(i) requires that the experiment generate ceteris paribus variation in feature  $\phi_k$ . See Remark 4. Assumption C2(ii) requires the existence of correction terms  $c_{ki}^{g\tilde{g}}$  for the signs  $\psi_{ki}^{g\tilde{g}}$ . In Specification 1 for active control, this corresponds to  $\text{sign}(S_i^T - S_i^L) = 1$ , which in that case is constant. In Specification 2 for passive control Interaction 1, this corresponds to  $\text{sign}(S_i^T - \phi(B_{i0}))$ . However, Assumption C2(ii) allows the function  $c_{ki}^{g\tilde{g}}(\cdot)$  to depend on the full set of observed variables that are independent of group assignment  $G_i$ . The potential flexibility of  $c_{ki}^{g\tilde{g}}(\cdot)$  allows the experiment to use a multitude of institutional or theoretical arguments to construct correction terms.

### C.3 TSLS Estimation

**Specification 3** (Conditional). Let  $W_i$  be a covariate vector that includes  $c_{ki}^{g\tilde{g}}$  and potentially other observed variables independent of  $G_i$ . Let  $F_i = W_i' \pi + \pi \mathbb{1}\{G_i = \tilde{g}\} c_{ki}^{g\tilde{g}}$  be the fitted-values from the first-stage linear regression of  $\phi_k(B_{i1})$  on  $W_i$  and  $\mathbb{1}\{G_i = \tilde{g}\} c_{ki}^{g\tilde{g}}$  conditional on  $G_i \in \{g, \tilde{g}\}$ . The TSLS specification of interest is

$$\begin{aligned}\phi_k(B_{i1}) &= W_i' \pi_0 + \pi \mathbb{1}\{G_i = \tilde{g}\} c_{ki}^{g\tilde{g}} + \zeta_i, \\ Y_i &= W_i' \gamma_0 + \gamma F_i + v_i,\end{aligned}$$

where  $\zeta_i$  and  $v_i$  are (conditional) regression residuals. The coefficient of interest is  $\gamma$ .

In what follows, let  $\mathbb{E}_{g\tilde{g}}[\cdot] := \mathbb{E}[\cdot | G_i \in \{g, \tilde{g}\}]$ .

**Proposition 8.** *Suppose that Assumptions 1, C1, and C2 are satisfied. Consider Specification 3 for  $\phi_k \in \Phi \cap \{\phi_k\}$  and an associated pair of groups  $g, \tilde{g} \in \mathcal{G}$ . If (i)  $\mathbb{E}_{g\tilde{g}}[W_i W_i']$  is full-rank and  $\mathbb{P}(G_i = \tilde{g}) \in (0, 1)$ ; and (ii)  $\mathbb{E}_{g\tilde{g}}[c_{ki}^{g\tilde{g}} \phi_k(B_{i1}) | G_i = \tilde{g}] - \mathbb{E}_{g\tilde{g}}[c_{ki}^{g\tilde{g}} \phi_k(B_{i1}) | G_i = g] \neq 0$ , then Specification 3 identifies  $\gamma = \beta_k^{g\tilde{g}}$ .*

If there are multiple  $g, \tilde{g}$  such that  $\beta_k^{g\tilde{g}}$  is identified for a fixed  $k$ , then we can also aggregate these parameters. For example, we can take a control group  $g$  (i.e.,  $\mathcal{S}^g = \{\emptyset\}$ ) as the baseline comparison group, and then design the treatment groups  $\tilde{g} \neq g$  to shift expectations  $\mu$ —this case speaks to, for instance, experiments that consider the impact of different forms of communication (Coibion et al., 2022). Coibion et al. (2022) consider information provision using multiple forms of monetary policy communication. In particular, given choice of weights  $\alpha^{\tilde{g}}$  that are non-negative and sum to one, we can construct

$$\sum_{\tilde{g} \neq g} \alpha^{\tilde{g}} \beta_k^{g\tilde{g}}.$$

We advise against using standard TSLS specifications for such estimands. Even if there were no contamination issues, the presence of multiple group indicators would create a multiple

instrument problem (Mogstad et al., 2021). Relatedly, TSLS specifications with multiple features as endogenous variables generally do not produce interpretable aggregations (Bhuller and Sigstad, 2022).

## D Lemmas

**Partial Effect Representation.** For a given feature  $\phi : \mathcal{B} \rightarrow \mathbb{R}$ , consider some function  $v \mapsto f_i(v)$  that is defined over  $\{\phi(B) : B \in \mathcal{B}\}$ . Let  $\mathcal{V}_i^{g\tilde{g}}$  be the set of feature values between  $\phi(B_{i1}^g)$  and  $\phi(B_{i1}^{\tilde{g}})$ , and  $\psi_i^{g\tilde{g}} := \text{sign}(\phi(B_{i1}^{\tilde{g}}) - \phi(B_{i1}^g))$ .

**Lemma D1.** *If  $\{\phi(B) : B \in \mathcal{B}\}$  is convex and  $v \mapsto f_i(v)$  is continuously differentiable, then*

$$f_i(\phi(B_{i1}^{\tilde{g}})) - f_i(\phi(B_{i1}^g)) = \psi_i^{g\tilde{g}} \int \partial_v f_i(v) \mathbb{1}\{v \in \mathcal{V}_i^{g\tilde{g}}\} dv.$$

*In particular, if  $|\phi(B_{i1}^{\tilde{g}}) - \phi(B_{i1}^g)| \neq 0$ , then*

$$f_i(\phi(B_{i1}^{\tilde{g}})) - f_i(\phi(B_{i1}^g)) = \psi_i^{g\tilde{g}} |\phi(B_{i1}^{\tilde{g}}) - \phi(B_{i1}^g)| \int \lambda_i^{g\tilde{g}}(v) \partial_v f_i(v) dv,$$

*where*

$$\lambda_i^{g\tilde{g}}(v) := \frac{\mathbb{1}\{v \in \mathcal{V}_i^{g\tilde{g}}\}}{\int \mathbb{1}\{v \in \mathcal{V}_i^{g\tilde{g}}\} dv}$$

*is the density function corresponding to the uniform distribution over  $\mathcal{V}_i^{g\tilde{g}}$ .*

*Proof of Lemma D1.*

This follows from the fundamental theorem of calculus. □

**General Specification.** The considered TSLS specifications are special cases of the following specification.

**Specification 4 (General).** Let  $I_i$  be an observed interaction vector such that  $G_i \perp\!\!\!\perp I_i$ . Let  $W_i$  be a covariate vector that includes  $I_i$  and potentially other observed variables independent of  $G_i$ . Let  $F_i = W_i' \pi + \mathbb{1}\{G_i = \tilde{g}\} I_i' \pi$  be the fitted-values from the first-stage linear regression of  $\phi(B_{i1})$  on  $W_i$  and  $\mathbb{1}\{G_i = \tilde{g}\} I_i$ . The TSLS specification of interest is

$$\phi(B_{i1}) = W_i' \pi_0 + \mathbb{1}\{G_i = \tilde{g}\} I_i' \pi + \zeta_i,$$

$$Y_i = W_i' \gamma_0 + \gamma F_i + v_i,$$

where  $\zeta_i$  and  $v_i$  are regression residuals. The coefficient of interest is  $\gamma$ .

**Lemma D2.** Consider  $\mathcal{G} = \{g, \tilde{g}\}$  and suppose that Assumption 1 is satisfied. If (i)  $\mathbb{E}[W_i W_i']$  is full-rank and  $\mathbb{P}(G_i = \tilde{g}) \in (0, 1)$ ; and (ii)  $\mathbb{E}[I_i \phi(B_{i1}) | G_i = \tilde{g}] - \mathbb{E}[I_i \phi(B_{i1}) | G_i = g] \neq 0$ , then Specification 4 identifies

$$\gamma = \frac{\mathbb{E}[I_i' \pi(Y_i^*(B_{i1}^{\tilde{g}}) - Y_i^*(B_{i1}^g))]}{\mathbb{E}[I_i' \pi(\phi(B_{i1}^{\tilde{g}}) - \phi(B_{i1}^g))]}.$$

*Proof of Lemma D2.*

The rank condition on  $\mathbb{E}[W_i W_i']$  means that the coefficients from a given linear regression on  $W_i$  are identified. Assumption 1 implies that the linear regression of  $\mathbb{1}\{G_i = \tilde{g}\}I_i$  on  $W_i$  is  $\mathbb{P}(G_i = \tilde{g})I_i$ , since  $I_i$  is included in  $W_i$ . Moreover  $\mathbb{P}(G_i = \tilde{g}) \in (0, 1)$  implies that the second moment matrix of the residuals  $(\mathbb{1}\{G_i = \tilde{g}\} - \mathbb{P}(G_i = \tilde{g}))I_i$  is full-rank. In particular, the first-stage coefficients are identified. Letting  $\tilde{F}_i := F_i - \mathbb{L}[F_i | W_i]$ , where  $\mathbb{L}[F_i | W_i]$  is the linear regression of  $F_i$  on  $W_i$ , the orthogonality conditions imply

$$\mathbb{E}[\tilde{F}_i Y_i] = \gamma \mathbb{E}[\tilde{F}_i F_i] = \gamma \mathbb{E}[\tilde{F}_i \phi(B_{i1})].$$

$F_i = W_i' \pi_0 + \mathbb{1}\{G_i = \tilde{g}\}I_i' \pi$  implies  $\mathbb{L}[F_i | W_i] = W_i' \pi_0 + \mathbb{P}(G_i = \tilde{g})I_i' \pi$ . Therefore,

$$\begin{aligned} \mathbb{E}[\tilde{F}_i Y_i] &= \mathbb{E}[(\mathbb{1}\{G_i = \tilde{g}\} - \mathbb{P}(G_i = \tilde{g}))Y_i I_i' \pi] \\ &= \text{var}(\mathbb{1}\{G_i = \tilde{g}\})(\mathbb{E}[Y_i I_i' \pi | G_i = \tilde{g}] - \mathbb{E}[Y_i I_i' \pi | G_i = g]) \\ &= \text{var}(\mathbb{1}\{G_i = \tilde{g}\})\mathbb{E}[I_i' \pi(Y_i^*(B_{i1}^{\tilde{g}}) - Y_i^*(B_{i1}^g))], \end{aligned}$$

where the last equality uses Assumption 1. We can proceed analogously with

$$\begin{aligned} \mathbb{E}[\tilde{F}_i \phi(B_{i1})] &\propto \mathbb{E}[I_i' \pi(\phi(B_{i1}^{\tilde{g}}) - \phi(B_{i1}^g))] = \pi' \mathbb{E}[I_i(\phi(B_{i1}^{\tilde{g}}) - \phi(B_{i1}^g))] \\ &= \pi' (\mathbb{E}[I_i \phi(B_{i1}) | G_i = \tilde{g}] - \mathbb{E}[I_i \phi(B_{i1}) | G_i = g]) \\ &= \pi' \mathbb{E}[I_i I_i'] \pi. \end{aligned}$$

$\mathbb{E}[I_i \phi(B_{i1}) | G_i = \tilde{g}] - \mathbb{E}[I_i \phi(B_{i1}) | G_i = g] \neq 0$ , and so  $\pi \neq 0$ . In particular,  $\mathbb{E}[\tilde{F}_i \phi(B_{i1})] > 0$ , and so  $\gamma$  is identified from

$$\mathbb{E}[I_i' \pi(Y_i^*(B_{i1}^{\tilde{g}}) - Y_i^*(B_{i1}^g))] = \gamma \mathbb{E}[I_i' \pi(\phi(B_{i1}^{\tilde{g}}) - \phi(B_{i1}^g))].$$

□

## E Proofs

*Proof of Proposition 1.*

The conditions of Lemma D2 are satisfied with  $\mathcal{G} = \{L, H\}$  and  $I_i = 1$ :

$$\gamma = \frac{\mathbb{E}[(Y_i(B_{i1}^H) - Y_i(B_{i1}^L))]}{\mathbb{E}[(\phi(B_{i1}^H) - \phi(B_{i1}^L))]} = \frac{\mathbb{E}[\psi_i^{LH}|\phi(B_{i1}^H) - \phi(B_{i1}^L)|\bar{\beta}_i^{LH}]}{\mathbb{E}[\psi_i^{LH}|\phi(B_{i1}^H) - \phi(B_{i1}^L)|]},$$

where the first equality follows from Assumption 2 and Lemma D1. □

*Proof of Proposition 2.*

The conditions of Lemma D2 are satisfied with  $\mathcal{G} = \{C, T\}$ :

$$\gamma = \frac{\mathbb{E}[I'_i \pi(Y_i(B_{i1}^T) - Y_i(B_{i1}^C))]}{\mathbb{E}[I'_i \pi(\phi(B_{i1}^T) - \phi(B_{i1}^C))]} = \frac{\mathbb{E}[I'_i \pi \psi_i^{CT} |\phi(B_{i1}^T) - \phi(B_{i1}^C)| \bar{\beta}_i^{CT}]}{\mathbb{E}[I'_i \pi \psi_i^{CT} |\phi(B_{i1}^T) - \phi(B_{i1}^C)|]},$$

where the first equality follows from Assumption 2 and Lemma D1. □

*Proof of Proposition 3.*

Assumption 3 and neutrality imply  $\psi_i^{LH} = \text{sign}(S_i^H - S_i^L) = 1$ . □

*Proof of Proposition 4.*

Assumption 3, stability, and  $S_i^T \neq \phi(B_{i0})$  imply  $\text{sign}(S_i^T - \phi(B_{i0}))\psi_i^{CT} = |\psi_i^{CT}|$ . □

*Proof of Proposition 5.*

If  $\omega' > \omega$ , then  $s \mapsto q_i^g(s|\omega')/q_i^g(s|\omega)$  is increasing function in  $s \in \mathbb{R}$ . In particular, if  $B_i^g(\omega|s)$  is a Bayesian rule, then

$$\frac{dB_i^g(\omega'|s)/d\nu}{dB_i^g(\omega|s)/d\nu} = \frac{q_i^g(s|\omega') b_{i0}(\omega')}{q_i^g(s|\omega) b_{i0}(\omega)}$$

is increasing in  $s$ , which means  $s \mapsto B_i^g(\omega|s)$  is increasing in the sense of first-order stochastic dominance. Therefore, since  $\varphi(\omega)$  is increasing in  $\omega$ , then  $\phi(B_i^g(\omega|s))$  is increasing in  $s \in \mathbb{R}$ .

If  $B_i^g(\omega|s)$  is instead anchored, then the form of  $\phi$  implies

$$\phi(B_i^g(\omega|s)) = \tau_i^g \phi(\bar{B}_i^g) + (1 - \tau_i^g) \int \varphi(\omega) \frac{q_i^g(s|\omega) b_{i0}(\omega)}{\int q_i^g(s|\omega) b_{i0}(\omega) d\nu(\omega)} d\nu(\omega).$$

The latter is the attenuated value of  $\phi$  evaluated at a Bayesian rule, and so is increasing in  $s \in \mathbb{R}$ . This implies that  $\phi(B_i^g(\omega|s))$  is increasing in  $s \in \mathbb{R}$ .



If  $B_i^g(\omega|s)$  is instead Grether, then

$$\frac{dB_i^g(\omega'|s)/d\nu}{dB_i^g(\omega|s)/d\nu} = \left( \frac{q_i^g(s|\omega')}{q_i^g(s|\omega)} \right)^{x_{i1}^g} \left( \frac{b_{i0}(\omega')}{b_{i0}(\omega)} \right)^{x_{i0}^g},$$

which is increasing in  $s \in \mathbb{R}$ , which means  $s \mapsto B_i^g(\omega|s)$  is increasing in the sense of first-order stochastic dominance. Therefore, signal monotonicity follows as in the Bayesian case.  $\square$

*Proof of Proposition 6.*

Consider the problem of choosing  $a \in m_i(\mathcal{Y})$  to minimize  $\int (\sum_{k=1}^K \theta_{ki} \varphi_k(\omega) - a)^2 dB(\omega)$ . This is solved by  $a_i(B) = \sum_{k=1}^K \theta_{ki} \phi_k(B)$ . Note that the inverse of  $m_i$  exists by strict monotonicity. Therefore, for each  $y \neq m^{-1}(a_i(B))$ , we have

$$\int u_i(\omega, m_i^{-1}(a_i(B))) dB(\omega) > \int u_i(\omega, y) dB(\omega).$$

Thus,  $Y_i^*(B) = m_i^{-1}(\sum_{k=1}^K \theta_{ki} \phi_k(B))$ . The inverse function theorem implies that  $h \mapsto Y_i(h)$  is continuously differentiable over  $\mathbb{R}^K$  with derivatives  $\partial_v Y_i(v, h_{-k}) = (\partial_y m_i(Y_i(v, h_{-k}))^{-1} \theta_{ki})$ . To show convexity of  $\eta_0(\mathcal{B})$ , consider  $h, h' \in \eta_0(\mathcal{B})$ . By definition, there exist  $B_h, B_{h'} \in \mathcal{B}$  such that  $h_k = \phi_k(B_h)$  and  $h'_k = \phi_k(B_{h'})$  for each  $k$ . The definitions of  $\mathcal{B}$  and  $\eta_0 := (\phi_k)_{k=1}^K$  mean that  $(1 - \alpha)B_h + \alpha B_{h'} \in \mathcal{B}$ . Therefore,  $(1 - \alpha)h + \alpha h' \in \eta(\mathcal{B})$ , and so Assumption C1 is satisfied.  $\square$

*Proof of Proposition 7.*

To appeal to the dominated convergence theorem, assume that for each  $y \in \mathcal{Y}$  and  $h \in \eta_0(\mathcal{B})$ ,

- (i)  $\int |u_i(\omega, y)| b^*(\omega|h) d\omega < \infty$ ;
- (ii) there exists  $\delta > 0$  such that  $\int \sup_{\tilde{y}: |\tilde{y}-y| \leq \delta} |\partial_y^n u_i(\omega, \tilde{y})| b^*(\omega|h) d\omega < \infty$  for each  $n \in \{1, 2\}$ ;
- (iii) there exists  $\delta > 0$  such that  $\int \sup_{\tilde{v}: |\tilde{v}-v| \leq \delta} |\partial_y u_i(\omega, y) \partial_v b^*(\omega|\tilde{v}, h_{-k})| d\omega < \infty$  for each  $k$ .

These conditions allow us to exchange limits and integrals. Let  $U_i(y, h) := \int u_i(\omega, y) b^*(\omega|h) d\omega$ . Observe that  $\partial_y^2 U_i(y, h) = \int \partial_y^2 u_i(\omega, y) b^*(\omega|h) d\omega < 0$ . Thus, since  $Y_i^*(B)$  satisfies representation (4), we have  $\partial_y U_i(Y_i(h), h) = \int \partial_y u_i(\omega, Y_i(h)) b^*(\omega|h) d\omega = 0$ . By the implicit function theorem,

$$\partial_v Y_i(v, h_{-k}) = \frac{\partial_v \partial_y U_i(Y_i(v, h_{-k}), v, h_{-k})}{|\partial_y^2 U_i(Y_i(v, h_{-k}), v, h_{-k})|},$$

which is continuous over the convex parameter space  $\eta(\mathcal{B})$ . Thus, Assumption C1 is satisfied.  $\square$

*Proof of Proposition 8.*

The conditions of Lemma D2 are satisfied conditional on  $G_i \in \{g, \tilde{g}\}$  with  $I_i = c_i^{g\tilde{g}}$ :

$$\begin{aligned} \gamma &= \frac{\mathbb{E}_{g\tilde{g}}[c_i^{g\tilde{g}} Y_i | G_i = \tilde{g}] - \mathbb{E}_{g\tilde{g}}[c_i^{g\tilde{g}} Y_i | G_i = g]}{\mathbb{E}_{g\tilde{g}}[c_i^{g\tilde{g}} \phi_k(B_{i1}) | G_i = \tilde{g}] - \mathbb{E}_{g\tilde{g}}[c_i^{g\tilde{g}} \phi_k(B_{i1}) | G_i = g]} = \frac{\mathbb{E}[c_i^{g\tilde{g}} (Y_i^*(B_{i1}^{\tilde{g}}) - Y_i^*(B_{i1}^g))]}{\mathbb{E}[c_i^{g\tilde{g}} (\phi_k(B_{i1}^{\tilde{g}}) - \phi_k(B_{i1}^g))]} \\ &= \frac{\mathbb{E}[|\phi_k(B_{i1}^{\tilde{g}}) - \phi_k(B_{i1}^g)| \bar{\beta}_i^{g\tilde{g}}]}{\mathbb{E}[|\phi_k(B_{i1}^{\tilde{g}}) - \phi_k(B_{i1}^g)|]} \end{aligned}$$

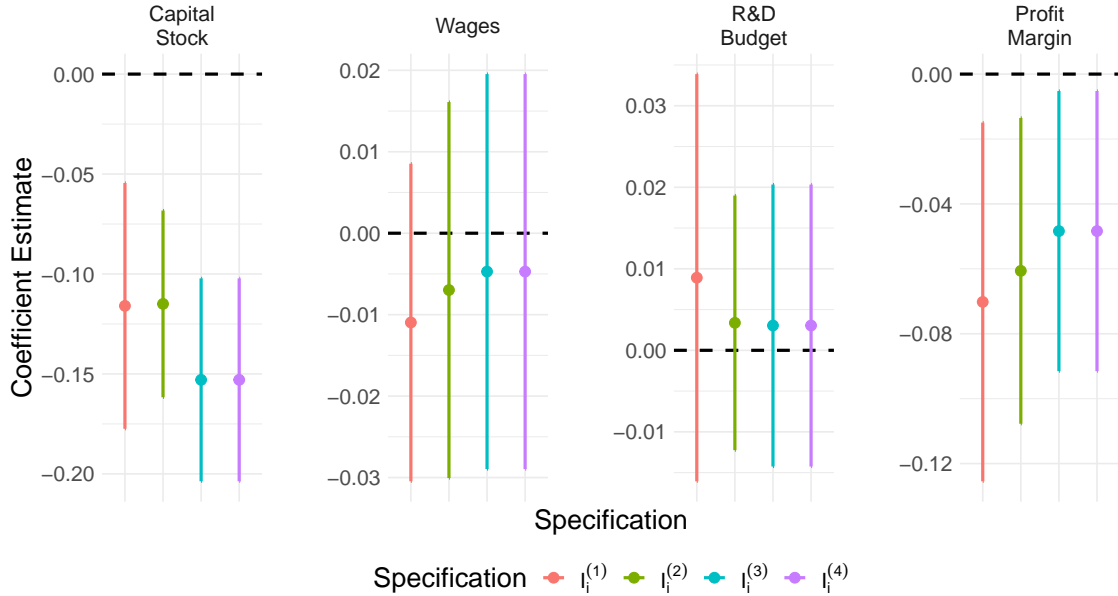
where the first equality follows from Assumption 1 and the second from Assumption C1, Lemma D1, and Assumption C2(ii).  $\square$

## F Applications

### F.1 Additional Estimated Coefficients

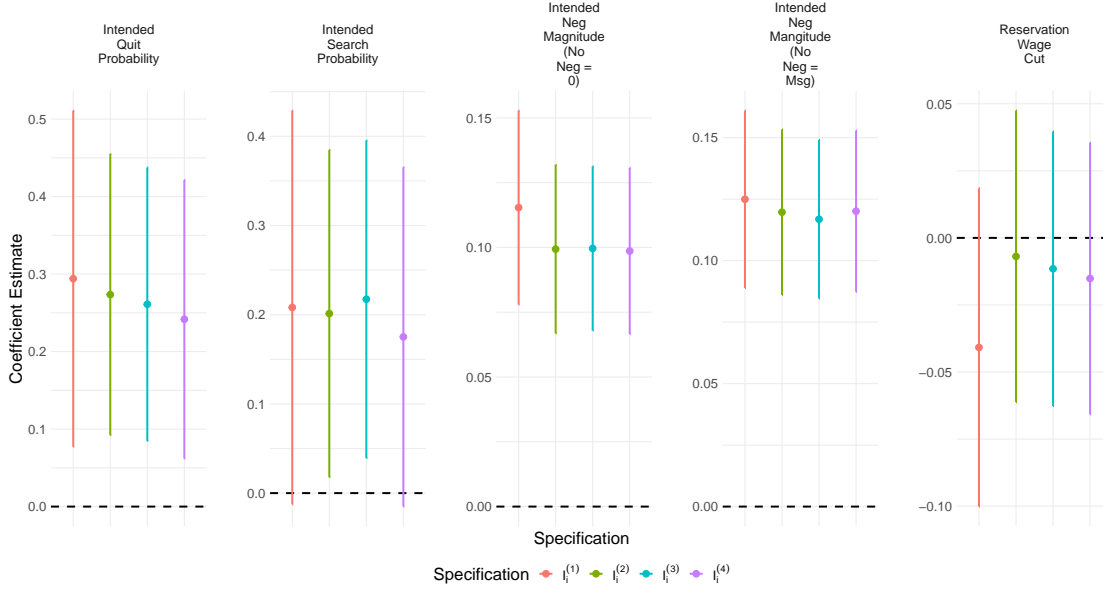
Figures E1 and E2 display coefficients from the applications that are not shown in the main text.

Figure E1: Estimated Coefficients—Data from Kumar et al. (2023)



*Note:* Outcomes are the all economic outcomes from Kumar et al. (2023), with the exception of price, employment, and advertising budget, which are in the main text. The interactions and estimation procedures are described in Section 4. The points are point-estimates and the bars are 95% confidence intervals.

Figure E2: Estimated Coefficients—Data from Jäger et al. (2024)



*Note:* Outcomes are all economic outcomes from Jäger et al. (2024), with the exception of intended negotiation probability, which is in the main text. The interactions and estimation procedures are described in Section 4. The points are point-estimates and the bars are 95% confidence intervals.

## F.2 Weight Characterization for Jager et al. (2024)

For the intended negotiation probability outcome, we characterize the average weight that TSLS gives to agents for each decile of the perception gap:  $\mathbb{E}[w_i^{CT}(I)|(S_i^T - \mu(B_{i0})) \in [a_j, b_j]]$ , where  $a_j, b_j$  are the bounds of the deciles and  $w_i^{CT}(I)$  denotes the weights on agent  $i$  when the interaction is  $I$ . Given  $X_i \perp\!\!\!\perp G_i$  and Assumption 1, we have

$$\mathbb{E}[w_i^{CT}(I)f(X_i)] = \frac{\mathbb{E}[I'_i \pi f(X_i) \mu(B_{i1}) | G_i = T] - \mathbb{E}[I'_i \pi f(X_i) \mu(B_{i1}) | G_i = C]}{\mathbb{E}[I'_i \pi \mu(B_{i1}) | G_i = T] - \mathbb{E}[I'_i \pi \mu(B_{i1}) | G_i = C]}, \quad (5)$$

where  $f$  is some function of  $X_i$ . For example, if  $X_i \in [x_{min}, x_{max}]$ , then

$$f_{a,b}(X_i) := \frac{\mathbb{1}\{X_i \in [a, b]\}}{\mathbb{P}(X_i \in [a, b])}, \quad x_{min} \leq a < b \leq x_{max},$$

gives

$$\mathbb{E}[w_i^{CT}(I)f_{a,b}(X_i)] = \mathbb{E}[w_i^{CT}(I)|X_i \in [a, b]].$$

In this example, if we have a collection of disjoint  $[a_j, b_j]$ ,  $j = 1, \dots, J$ , such that  $\cup_{j=1}^J [a_j, b_j] = [x_{min}, x_{max}]$ , then ranging  $\mathbb{E}[w_i^{CT}(I)f_{a_j, b_j}(X_i)]$  over  $j = 1, \dots, J$  allows us to compute the

average weight of group  $[a_j, b_j]$ . We can also consider

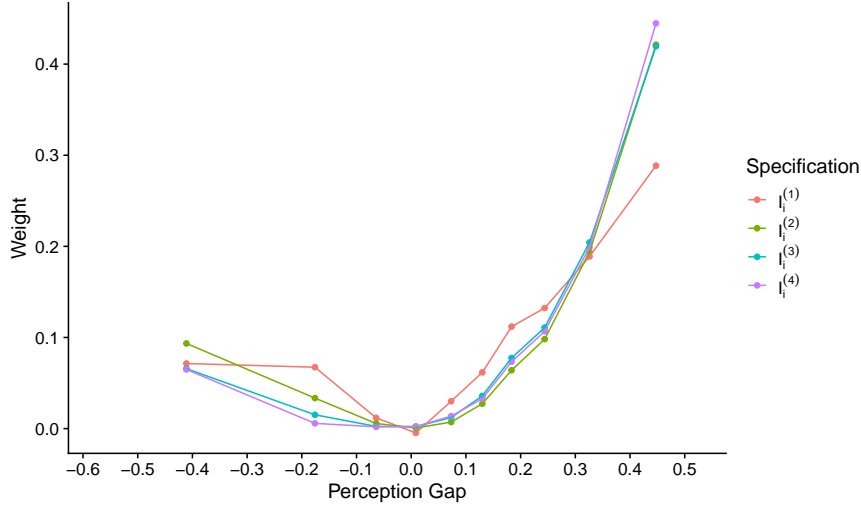
$$\beta^{CT}(I) := \mathbb{E}[w_i^{CT}(I)\bar{\beta}_i^{CT}] = \sum_{j=1}^J \mathbb{P}(X_i \in [a_j, b_j]) \mathbb{E}[w_i^{CT}(I)\bar{\beta}_i^{CT} | X_i \in [a_j, b_j]],$$

where each  $\mathbb{E}[w_i^{CT}(I)\bar{\beta}_i^{CT} | X_i \in [a_j, b_j]]$  is identified as

$$\mathbb{E}[w_i^{CT}(I)\bar{\beta}_i^{CT} | X_i \in [a_j, b_j]] = \frac{\mathbb{E}[I'_i \pi f_{a_j, b_j}(X_i) Y_i | G_i = T] - \mathbb{E}[I'_i \pi f_{a_j, b_j}(X_i) Y_i | G_i = C]}{\mathbb{E}[I'_i \pi \mu(B_{i1}) | G_i = T] - \mathbb{E}[I'_i \pi \mu(B_{i1}) | G_i = C]}.$$

Figure E3 plots the weights against the perception gap. Compared to interactions  $I_i^{(2)}$ ,  $I_i^{(3)}$ , and  $I_i^{(4)}$ ,  $I_i^{(1)}$  places relatively less weight on those in the lowest decile, and relatively more weight on those in the middle deciles. Therefore, if agents with moderate perception gaps have larger APEs, then the  $I_i^{(1)}$  coefficient will be larger than those for interactions  $I_i^{(2)}$ ,  $I_i^{(3)}$ , and  $I_i^{(4)}$ , which would rationalize the estimates in Figure 3.

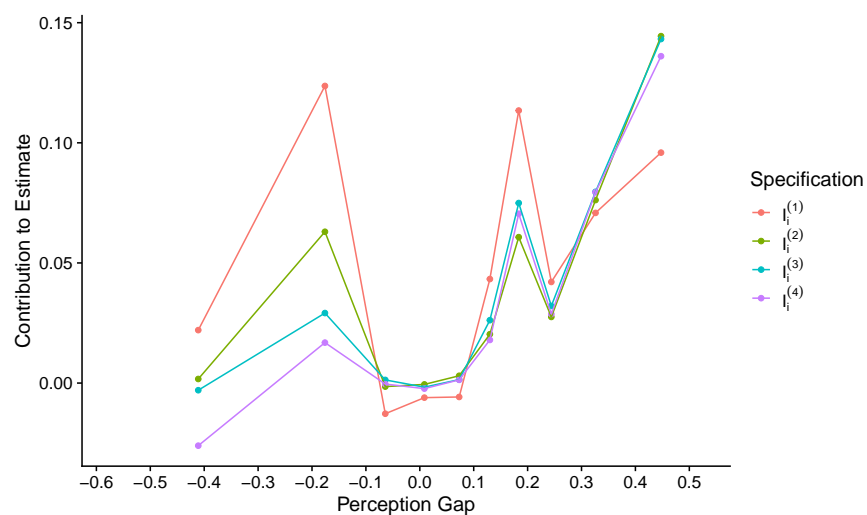
Figure E3: Perception Gap Characterization of Weights—Data from Jäger et al. (2024)



*Note:* Each point represents the characterized weight for the corresponding decile bin. For example, the leftmost point corresponds to the characterized weight for those in the lowest decile bin,  $(-0.572, -0.228]$ . For a description of the characterization procedure, see Appendix F.2 .

We can also characterize the contribution of each decile of perception gap to the estimated TSLS coefficients. Denote the contribution as  $\mathbb{E}[w_i^{CT}(I)\bar{\beta}_i^{CT} | (S_i^T - \mu(B_{i0})) \in [a_j, b_j]]$ . Figure E4 plots these contributions against the perception gaps. Comparing the shape of the plot in Figure E4 against that of Figure E3 shows where the differences in the APEs are. For example, small differences in Figure E3 weight contributions for the leftmost deciles translate to large differences in the analogous Figure E4 TSLS estimate contributions. This is evidence of heterogeneous partial effects across agents—if these effects were constant, then the plots

Figure E4: Perception Gap Characterization of TSLS—Data from Jäger et al. (2024)



*Note:* Each point represents the characterized TSLS estimate for the corresponding decile bin. For example, the leftmost point corresponds to the characterized estimate for those in the lowest decile bin,  $(-0.572, -0.228]$ .

in Figures E3 and E4 would have the same shape.